


HARD DRAWN CU CONTACT WIRE

ASTM B47

LESS THAN STANDARD LEAD TIME



CUSTOM CONFIGURATION



LESS THAN STANDARD MOQ




EXPEDITED DELIVERY



Minimize Risk and Reduce Downtime

- Emergency Repair
- Special Work Requirements
- Short Rebuild Segments and Airbreaks
- Section Insulator Gliders and Arcing Horns
- Vibration Mitigation
- Contact Wire Bridges
- Safety Stock

AVAILABLE HARD DRAWN CU CONTACT WIRE SIZES AND CONFIGURATIONS									
	Southwire Part Number	Nominal Conductor Size	Overall Diameter		Area Circular MILS	Weight			Min. Breaking Strength Pounds
			Inches	Millimeters		Pounds Per 1000 Ft	Wire Plus Wood Reel	Wire Plus Steel Reel	
Grooved Trolley Wire per ASTM B47									
	66902999	2/0 AWG	0.392	9.956	137,900	417	923	817	5,437
	59236799	3/0 AWG	0.430	10.922	167,300	506	1,012	906	6,373
	59246799	4/0 AWG	0.482	12.243	212,000	642	1,148	1,042	7,759
	59754199	300 MCM	0.574	14.580	299,800	908	1,414	1,308	10,410
	58757899	350 MCM	0.620	15.748	351,200	1,063	1,569	1,463	11,810




**500 FT
MINIMUM
ORDER QUANTITY**

Additional contact wire sizes and configurations including Figure – 8 Copper Trolley Wire and Figure – 9 Deep-Section Grooved Trolley Wire for Industrial Haulage per ASTM B116 are available upon request.

To request a quote or place an order, reach out to Transit@Southwire.com and SWSpeed@Southwire.com

Lead time refers to manufacturing time. Please allow additional time for shipment and delivery.



SCAN THE QR CODE TO LEARN MORE ABOUT SPEED