



Southwire™

NM CABLE CATALOG

**[BUILT FOR DURABILITY.
BUILT FOR RELIABILITY.
BUILT FOR WORK.™]**

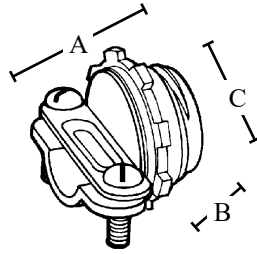
SOUTHWIRE.COM

NM CLAMP TYPE CONNECTORS

3/8" NM CABLE



120



FEATURES

- Fits NM Cable: #14/2, #12/2, #12/3, AWG or 2 # 14/2 AWG or flex cord .300 to .560 inches diameter 3/8" (1/2" KO)

APPLICATIONS

- For connecting non-metallic cable to box or enclosure

STANDARD MATERIAL

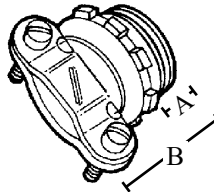
- Zinc die cast

| PART # | SIZE | FITS CABLE | INNER QTY. | MASTER QTY. | WEIGHT/ CASE (LBS.) | A | B | C |
|--------|-------------|---|------------|-------------|---------------------|-------|------|------|
| 120 | 3/8" 1/2"KO | NM CABLE FROM 2#14-2 W/GROUND AND 2#12-2 W/GROUND | 100 | 1000 | 50 | .814" | .44" | .92" |

FOR OVAL NM CABLE



953



FEATURES

- Two tri-combo screws and zinc die cast locknut

APPLICATIONS

- In a dry location, use to connect non-metallic sheathed cable to a steel outlet box or other metal enclosure

STANDARD MATERIAL

- Zinc die cast

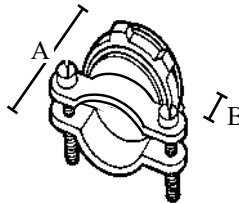
| PART # | SIZE | FITS CABLE | INNER QTY. | MASTER QTY. | WEIGHT/ CASE (LBS.) | A | B |
|--------|--------|------------------------|------------|-------------|---------------------|------|-------|
| 952TZ | 3/4" | OVAL NM 8-2 TO 6-3 | 25 | 250 | 19 | .42" | 1.03" |
| 953 | 1" | OVAL NM 8-3 TO 4-3 | 25 | 250 | 34 | .57" | 1.20" |
| 954 | 1-1/4" | OVAL NM 4-3 TO 1-3 | 10 | 100 | 23 | .64" | 1.32" |
| 955 | 1-1/2" | OVAL NM 1-3 TO 1/0-3 | 10 | 100 | 31 | .60" | 1.32" |
| 956 | 2" | OVAL NM 1/0-3 TO 4/0-3 | 5 | 50 | 25 | .71" | 1.55" |

All above take 2 cables

FOR NM AND SE ROUND CABLE



143R



FEATURES

- Non-watertight
- Two screws

APPLICATIONS

- Indoor use only
- In a dry location, use to connect non-metallic sheathed cable to a steel outlet box or other metal enclosure

STANDARD MATERIAL

- Zinc die cast

| PART # | SIZE | FITS CABLE | INNER QTY. | MASTER QTY. | WEIGHT/ CASE (LBS.) | A | B |
|--------|--------|--|------------|-------------|---------------------|-------|-------|
| 143R | 1" | SE CABLE 6-3, 4-3, 4-2, 2-2 NM CABLE 12-3, 12-4, 10-3, 10-4, 8-3, 8-2, 6-2, 4-2 | 25 | 250 | 37 | 1.19" | .645" |
| 144R | 1-1/4" | SE CABLE 10-2, 8-2, 6-2, 4-2 NM CABLE 8-3, 6-3, 4-3, 2-3 | 10 | 100 | 24 | 1.33" | .66" |
| 145R | 1-1/2" | SE CABLES 3-3, 3-2, 3-1 | 10 | 100 | 34 | 1.47" | .74" |
| 146R | 2" | SE CABLES 3-4/0 | 5 | 50 | 23 | 1.62" | .75" |

NM CABLE

ROMEX™ BRAND NMSC CONNECTOR, NON-WATERTITE ZINC DIE CAST



L-104



FEATURES

- Two screw

APPLICATIONS

- Connects Romex® Brand NMSC to a box or enclosure.

STANDARD MATERIAL

- Zinc die cast

CERTIFICATIONS

- UL Listed, CSA Listed

| PART # | SIZE | INNER QTY. | MASTER QTY. |
|--------|------|------------|-------------|
| L-104 | 3/4" | 50 | 500 |

ROMEX™ BRAND NMSC CONNECTOR, SNAP-IN THERMOPLASTIC



LNM-51



FEATURES

- Heavy duty construction
- SNAP-IN, No locknut required

APPLICATIONS

- Connects Romex® Brand NMSC to a box or enclosure.

STANDARD MATERIAL

- Thermoplastic

CERTIFICATIONS

- UL Listed

| PART # | SIZE | INNER QTY. | MASTER QTY. |
|--------|------|------------|-------------|
| LNM-51 | 1/2" | 100 | 1000 |

ROMEX™ BRAND NMSC CONNECTOR, SNAP-IN THERMOPLASTIC



ME-3201



FEATURES

- Max. service temperature 105 deg. C
- SNAP-IN, No locknut required

APPLICATIONS

- Connects Romex® Brand NMSC to a box or enclosure.

STANDARD MATERIAL

- Thermoplastic

CERTIFICATIONS

- UL Listed

| PART # | CABLE RANGE | SIZE | INNER QTY. | MASTER QTY. |
|---------|---|------|------------|-------------|
| ME-3201 | (1) 10/3 TO 14/2, (2) 12/2 AND 14/2. SINGLE OR MULTI CORDS .300" TO .600" RANGE | 1/2" | 50 | 500 |

ROMEX™ BRAND NMSC CONNECTOR, SNAP-IN PVC



ME-3202



FEATURES

- Max. service temperature 105 deg. C
- SNAP-IN, No locknut required

APPLICATIONS

- Connects Romex® Brand NMSC to a box or enclosure.

STANDARD MATERIAL

- PVC

CERTIFICATIONS

- UL Listed, CSA Listed

| PART # | CABLE RANGE | SIZE | INNER QTY. | MASTER QTY |
|---------|---------------------------------|------|------------|------------|
| ME-3202 | (1) 6/3 TO 8/3, (2) 12/3 TO 8/2 | 3/4" | 25 | 250 |

NM SNAP-IN CONNECTORS



457



459



458

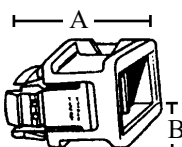


A

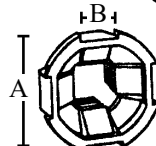


457Y

457



458



459

FEATURES

- 1/2" or 3/4" knockouts

APPLICATIONS

- Multiple knockout sizes accommodate many applications
- Connects NM cable in a dry location

STANDARD MATERIAL

- Plastic

| PART # | KO SIZE | WIRE SIZE | INNER QTY. | MASTER QTY. | WEIGHT/ CASE (LBS.) | A | B |
|--------|---------|--|------------|-------------|---------------------|---------|-------|
| 457 | 1/2" | 14/2 & 12/2 | 100 | 1000 | 5 | 1" | --- |
| 457Y* | 1/2" | 14/2 & 12/2 | 100 | 1000 | 5 | 1" | --- |
| 458 | 1/2" | 2-WIRE TWO : 14/2 OR 12/2 ONE : 14/2 OR 12/2 ONE : 14/2 OR 10/2 ONE : 12/2 OR 10/2 | 50 | 500 | 9 | 1.25" | .25" |
| 459 | 3/4" | ONE : 14/3 OR 12/3 ONE : 10/2, 8/3 OR 6/3 | 50 | 500 | 5 | 1.0938" | .375" |

* Yellow

NM CABLE

ROMEX™ BRAND NMSC/FLEXIBLE CORD CONNECTOR, SNAP-IN

THERMOPLASTIC



ME-3300



FEATURES

- SNAP-IN, No locknut required

APPLICATIONS

- Connects Romex® Brand NMSC and flexible cord to a box or enclosure.

STANDARD MATERIAL

- Thermoplastic

CERTIFICATIONS

- cULus Listed

| PART # | CABLE RANGE | SIZE | KNOCKOUT SIZE | INNER QTY. | MASTER QTY. |
|---------|--|------|---------------|------------|-------------|
| ME-3300 | (1) 14/2 TO (1) 10/2 ROMEX® BRAND NMSC, CORD CAPACITY .125 - .300 DIAMETER | 3/4" | 1/2" | 100 | 500 |

ROMEX™ BRAND NMSC CONNECTOR, SNAP-IN

THERMOPLASTIC



1200



1201



FEATURES

- Easy snap-in design

APPLICATIONS

- Connects Romex® Brand NMSC to a box or enclosure

STANDARD MATERIAL

Thermoplastic

CERTIFICATIONS

- UL Listed

| PART # | CABLE RANGE | SIZE | INNER QTY. | MASTER QTY. |
|--------|--------------------------------------|------|------------|-------------|
| 1200 | (1) 14/2 OR 14/3; 12/2 OR 12/3; 10/2 | 1/2" | 100 | 1000 |
| 1202 | (1) 14/3; 12/3; 10/3; 8/3; 6/3 | 3/4" | 50 | 250 |

| PART # | CABLE RANGE | SIZE | INNER QTY. | MASTER QTY. |
|--------|------------------|------|------------|-------------|
| 1201 | (2) 14/2 OR 12/2 | 3/4" | 25 | 250 |

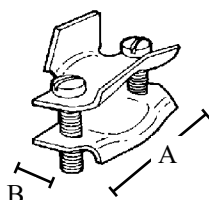
NM CABLE

NM BOX CONNECTORS

2 PIECE CLAMP BUTTERFLY TYPE



441



FEATURES

- Versatile 2 piece clamp butterfly style design

APPLICATIONS

- For connecting non-metallic cable to box or enclosure

STANDARD MATERIAL

- Steel

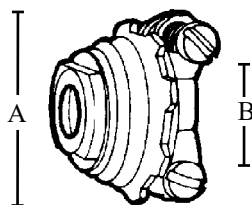
| PART # | SIZE | FITS CABLE | INNER QTY. | MASTER QTY. | WEIGHT/ CASE (LBS.) | A | B |
|--------|--------------|----------------------|------------|-------------|---------------------|-------|-------|
| 441 | 3/8" TO 1/2" | 2 OR 3#14, 12, 10, 8 | 100 | 1000 | 50 | 1.31" | .64" |
| 442 | 3/4" TO 1" | 2 OR 3#8, 6, 4 | 50 | 500 | 35 | 1.75" | .765" |
| 444 | 1-1/4" | #2/0 | 25 | 250 | 25 | 2.12" | .765" |
| 445 | 1-1/2" | #3/0, #4/0 | 25 | 250 | 40 | 2.50" | .78" |

COMBINATION CABLE CONNECTORS

2 SCREW CLAMP TYPE



140TZ



FEATURES

- 2 screw clamp type

APPLICATIONS

- Indoor use only
- In a dry location, use to connect flexible metallic conduit, AC, MC, MCI-A, HCF and NM cable to steel outlet box or other enclosure
- 3/8" size fits 1/2" knockout

STANDARD MATERIAL

- Zinc

| PART # | SIZE | KO | INNER QTY. | MASTER QTY. | WEIGHT/ CASE (LBS.) | A | B (MIN. - MAX.) |
|--------|------|------|------------|-------------|---------------------|--------|-----------------|
| 140TZ | 3/8" | 1/2" | 100 | 1000 | 60 | 1.192" | .18" - .63" |

CABLE CONNECTORS

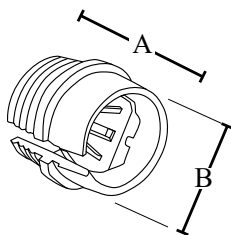
NM SHEATHED



RCR50



RCR75



FEATURES

- RCR50 easily installs in all 1/2" metal knockouts
- RCR75 easily installs in all 3/4" metal knockouts
- Locknut not required.
- Retrofit design allows you to install from the inside or outside of enclosure

APPLICATIONS

- Remodel work or new construction
- For use with non-metallic sheathed cable to box or enclosure

STANDARD MATERIAL

- Plastic 105°C rated

| PART # | KO SIZE | CABLE RANGE ONE CABLE | TWO CABLE | INNER QTY. | MASTER QTY. | WEIGHT/ CASE (LBS.) | A | B |
|--------|---------|------------------------------------|------------------|------------|-------------|---------------------|-------|------|
| RCR50 | 1/2" | 14/2, 12/2, 10/2, 14/3, 12/3, 10/3 | 14/2, 12/2, 14/3 | 100 | 1000 | 4 | 1" | .50" |
| RCR75 | 3/4" | 8/3, 6/3 | --- | 50 | 500 | 3 | 1.10" | .75" |

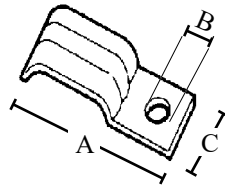
NM CABLE

NM STRAP

1 HOLE



510RX



FEATURES

- Inverted rib provides extra strength

APPLICATIONS

- Securely affix cables, tubing, pipe and EMT

STANDARD MATERIAL

- Steel

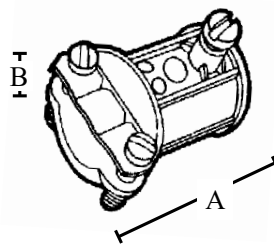
| PART # | SIZE | INNER QTY. | MASTER QTY. | WEIGHT/ CASE (LBS.) | A | B | C |
|--------|------------|------------|-------------|---------------------|-------|------|------|
| 510RX | 14/2, 12/2 | 100 | 1000 | 14 | 1.08" | .28" | .50" |

COMBINATION COUPLINGS

SET SCREW TO CLAMP TYPE - EMT TO BX OR NM CABLE ZINC DIE CAST



180



FEATURES

- Set screw to clamp type
- Combination coupling used to join NM cable to EMT

APPLICATIONS

- Indoor use only
- Use to join EMT to nonmetallic sheathed cable, #14/2, #12/3 or 2 #14/2

STANDARD MATERIAL

- Zinc die cast
- Zinc plated steel strap

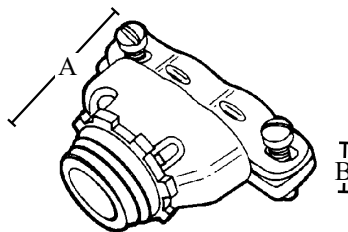
| PART # | SIZE | INNER QTY. | MASTER QTY. | WEIGHT/ CASE (LBS.) | A | B (MIN. - MAX.) |
|--------|-------------|------------|-------------|---------------------|-------|-----------------|
| 180 | 1/2" - 3/8" | 50 | 500 | 40 | 1.35" | .17" - .63" |

DUPLEX CONNECTORS

2 SCREW - CLAMP TYPE - FOR BX, FLEX, NM & MC CABLE ZINC



360



FEATURES

- Duplex 2 screw clamp type
- UL listed locknut
- Male hub NPT
- Tri-combo screw head

APPLICATIONS

- Indoor dry location use only
- Strap-type fitting used to connect flexible metal conduit or armored cable to box or enclosure

STANDARD MATERIAL

- Zinc die cast
- Zinc plated steel strap

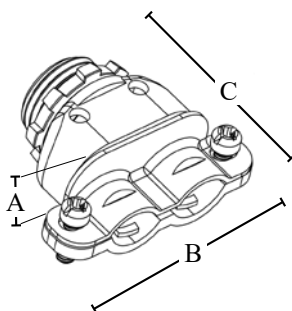
| PART # | SIZE | KO SIZE | INNER QTY. | MASTER QTY. | WEIGHT/ CASE (LBS.) | A | B (MIN. - MAX.) |
|--------|------|---------|------------|-------------|---------------------|-------|-----------------|
| 360 | 3/8" | 1/2" | 25 | 250 | 32 | 1.68" | .24" - .63" |

| CABLE TYPE | CABLE SIZE | CABLE DIAMETER |
|-------------------------|-------------|----------------|
| ARMORED CABLE, STEEL | 14/2 - 10/3 | .48" - .58" |
| ARMORED CABLE, ALUMINUM | 14/2 - 10/3 | .46" - .50" |
| MCI-ALUMINUM | 14/2 - 10/3 | .488" - .81" |
| MCI-STEEL | 14/2 - 10/3 | .47" - .60" |
| MCI-A, ALUMINUM | 14/2 - 10/3 | .37" - .495" |
| HCF, MCI A ALUMINUM | 12/2 - 10/2 | .418" - .495" |

2 SCREW - CLAMP TYPE - FOR BX, FLEX, NM & MC CABLE MALLEABLE IRON



350



FEATURES

- Duplex 2 screw clamp type
- UL listed locknut
- Male hub NPT
- Tri-combo screw head

APPLICATIONS

- Indoor dry location use only
- Strap-type fitting used to connect flexible metal conduit or armored cable to box or enclosure

STANDARD MATERIAL

- Malleable iron

| PART # | SIZE | KO SIZE | INNER QTY. | MASTER QTY. | WEIGHT/ CASE (LBS.) | A | B | C |
|--------|------|---------|------------|-------------|---------------------|------|-------|-------|
| 360M | 3/8" | 1/2" | 10 | 100 | 16 | .83" | 2.17" | 1.59" |

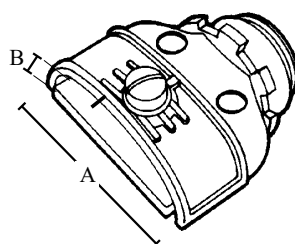
NM CABLE

DUPLEX CONNECTORS

1 SCREW CLAMP TYPE - FOR BX, FLEX, NM & MC CABLE



350



FEATURES

- Fits aluminum smooth extruded MC range .210-.500
- Indoor use only
- Suitable for: #14-2 through #12-3 wire with ground NM sheathed cable, #14-2 wire steel armored cable, #14-2 wire with ground aluminum armored cable, 3/8" FMC, aluminum smooth sheath metal clad cable 0.410-0.500" diameter aluminum interlocked metal clad cable 0.460-0.538" diameter, steel interlocked metal clad cable 0.438-0.560" diameter
- 3/8" size fits 1/2" knockout

APPLICATIONS

- In a dry location, use to connect two pieces of flexible metallic conduit, AC, MC, or NM sheathed cable, to a steel outlet box or other metal enclosure when using only one knockout opening

STANDARD MATERIAL

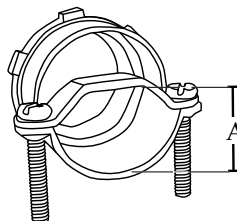
- Zinc

TAKE ALL CONNECTORS

MC, AC, NM, ROUND SE



TA50



FEATURES

- Indoor dry location use only
- UL listed for MC, AC, NM, and SE round cables
- Reversible steel strap for multiple applications
- Tri-combination screw heads

APPLICATIONS

- Use to connect MC, AC, NM and round SE into box or enclosure

STANDARD MATERIAL

- Zinc body
- Zinc locknut
- Zinc plated steel screws
- Reversible steel strap

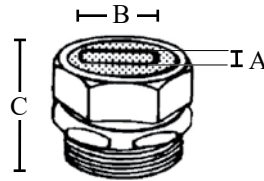
| PART # | SIZE | INNER QTY. | MASTER QTY. | WEIGHT/ CASE (LBS.) | CABLE DIAMETER A (MIN. - MAX.) |
|--------|--------|------------|-------------|---------------------|--------------------------------|
| TA50 | 1/2" | 25 | 250 | 18 | .68" - .85" |
| TA75 | 3/4" | 20 | 200 | 20 | .94" - 1.08" |
| TA100 | 1" | 10 | 100 | 14 | 1.15" - 1.25" |
| TA125 | 1-1/4" | 10 | 100 | 21 | 1.34" - 1.45" |
| TA150 | 1-1/2" | 5 | 50 | 14 | 1.70" - 1.845" |
| TA200 | 2" | 5 | 50 | 19 | 2.07" - 2.18" |

WATERTIGHT CONNECTORS

COMPRESSION TYPE



873



FEATURES

- Compression type
- Rubber grommet

APPLICATIONS

- Use to secure SE/SEU cable to metal enclosures
- For SE/SEU flat style cable; two insulating conductors

STANDARD MATERIAL

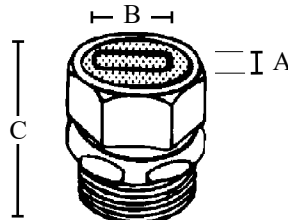
- Zinc die cast

| PART # | SIZE | WIRE SIZE | INNER QTY. | MASTER QTY. | WEIGHT/ CASE (LBS.) | GROMMET OPENING | | C |
|--------|--------|-----------|------------|-------------|------------------------|-----------------|---|--------|
| | | | | | | A | B | |
| 873 | 1" | 3#8 | 10 | 100 | 34 | .41" x .65" | | 1.875" |
| 873A | 1" | 3#6 | 10 | 100 | 34 | .46" x .715" | | 1.875" |
| 873B | 1" | 3#4 | 10 | 100 | 34 | .53" x .85" | | 1.875" |
| 874 | 1-1/4" | 3#3 | 10 | 100 | 52 | .55" x .91" | | 1.937" |
| 874A | 1-1/4" | 3#2 | 10 | 100 | 52 | .58" x .96" | | 1.937" |
| 874B | 1-1/4" | 3#1 | 10 | 100 | 52 | .66" x 1.12" | | 1.937" |
| 875 | 1-1/2" | 3#1/0 | 5 | 50 | 33 | .705" x 1.195" | | 2.375" |
| 875A | 1-1/2" | 3#2/0 | 5 | 50 | 32 | .74" x 1.235" | | 2.375" |
| 876 | 2" | 3#1/0 | 5 | 50 | 44 | .705" x 1.195" | | 2.25" |
| 876A | 2" | 3#2/0 | 5 | 50 | 44 | .74" x 1.235" | | 2.25" |
| 876B | 2" | 3#3/0 | 5 | 50 | 44 | .83" x 1.415" | | 2.25" |
| 876C | 2" | 3#4/0 | 5 | 50 | 44 | .85" x 1.54" | | 2.25" |
| 876D | 2" | 3#4/0 | 5 | 50 | 44 | .995" x 1.58" | | 2.25" |

FOR UF CABLE



871



FEATURES

- Compression type
- Rubber grommet

APPLICATIONS

- Use to secure SE/SEU cable to metal enclosures
- Use to connect UF cable to a waterproof box with a threaded hub
- For SE/SEU flat style cable; two insulating conductors

STANDARD MATERIAL

- Steel or zinc die cast

| PART # | SIZE | WIRE SIZE | INNER QTY. | MASTER QTY. | WEIGHT/ CASE (LBS.) | GROMMET OPENING | | C |
|--------|------------|-----------|------------|-------------|------------------------|-----------------|---|--------|
| | | | | | | A | B | |
| ZINC | | | | | | | | |
| 871 | 1/2" | 2#14 | 25 | 250 | 43 | .22" x .44" | | 1.437" |
| 872TZ | 3/4" | 3#14 | 25 | 250 | 65 | .22" x .44" | | 1.75" |
| STEEL | | | | | | | | |
| 871S | 1/2" STEEL | 2#14 | 25 | 250 | 30 | .22" x .44" | | 1.437" |
| 872S | 3/4" STEEL | 3#14 | 25 | 250 | 45 | .22" x .44" | | 1.75" |

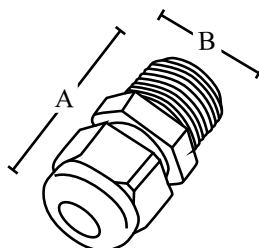
NM CABLE

LIQUIDTIGHT CORD GRIPS

NPT HUBS - 6/6 NYLON



LTF12



FEATURES

- Liquidtight at up to 70 P.S.I. water pressure
- Acme threads on body prevent skipping and speed installation
- Multiple sizes for cable diameters
- Suitable for NEMA type 6 enclosures
- IP68 Rating
- Locknuts sold separately

APPLICATIONS

- Indoor or outdoor use
- Prevents cable pullout and controls arc of bend

STANDARD MATERIAL

- 6/6 nylon

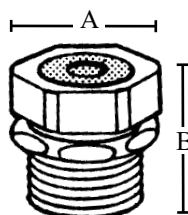
| PART # | SIZE | CABLE DIAMETER | | SUGGESTED CLEARANCE HOLE DIAMETER | INNER QTY. | MASTER QTY. | WEIGHT/ CASE (LBS.) | A | B |
|--------|------|----------------|-------|--------------------------------------|---------------|----------------|------------------------|-------|-------|
| | | MIN. | MAX. | | | | | | |
| LTF12 | 1/2" | .17" | .450" | .875" | 25 | 100 | 3 | 1.53" | .93" |
| LTF34 | 3/4" | .45" | .709" | 1.04" | 10 | 100 | 5 | 1.97" | 1.30" |
| LTF1 | 1" | .59" | 1" | 1.326" | 10 | 100 | 6 | 2.42" | 1.65" |

FLEXIBLE CORD CONNECTORS

STRAIN RELIEF - ZINC DIE CAST



882



FEATURES

- Provides excellent strain relief for indoor and outdoor use
- Prevents cable pullout
- Provides tight seal against elemental damage

APPLICATIONS

- Indoor and outdoor use

STANDARD MATERIAL

- Zinc die cast

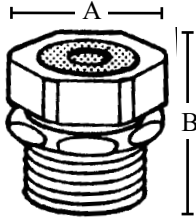
| PART # | SIZE | GROMMET COLOR | CABLE RANGE | INNER QTY. | MASTER QTY. | WEIGHT/ CASE (LBS.) | A | B | RANGE | |
|--------|------|------------------|---------------|---------------|----------------|------------------------|-------|-------|-------|-------|
| | | | | | | | | | MIN. | MAX. |
| 881 | 1/2" | RED | .190" – .260" | 25 | 250 | 43 | .96" | 1.30" | .19" | .26" |
| 881A | 1/2" | BLUE | .260" – .375" | 25 | 250 | 43 | .96" | 1.30" | .26" | .375" |
| 881B | 1/2" | GREEN | .375" – .500" | 25 | 250 | 43 | .96" | 1.30" | .375" | .50" |
| 882 | 3/4" | GREEN | .375" – .500" | 25 | 250 | 65 | 1.20" | 1.32" | .44" | .50" |
| 882A | 3/4" | BROWN | .500" – .625" | 25 | 250 | 65 | 1.20" | 1.32" | .50" | .625" |
| 882B | 3/4" | ORANGE | .625" – .750" | 25 | 250 | 65 | 1.20" | 1.32" | .625" | .725" |
| 883A | 1" | BROWN | .500" – .625" | 10 | 100 | 34 | 1.51" | 1.58" | .50" | .625" |
| 883B | 1" | ORANGE | .625" – .750" | 10 | 100 | 34 | 1.51" | 1.58" | .625" | .75" |
| 883C | 1" | BLACK | .750" – .880" | 10 | 100 | 34 | 1.51" | 1.58" | .75" | .88" |
| 883D | 1" | PURPLE | .880" – .985" | 10 | 100 | 34 | 1.51" | 1.58" | .875" | .985" |

FLEXIBLE CORD CONNECTORS

STRAIN RELIEF - STEEL



50A250



FEATURES

- Grommets enhance sealing for additional protection
- Provides excellent strain relief
- For indoor and outdoor use
- Prevents cable pullout

APPLICATIONS

- Provides tight seal against elemental damage

STANDARD MATERIAL

- Steel

STANDARD FINISH

- Zinc plated

| PART # | SIZE | GROMMET COLOR | CABLE RANGE | INNER QTY. | MASTER QTY. | WEIGHT/ CASE (LBS.) | A | B |
|----------|------|---------------|--------------|------------|-------------|---------------------|-------|--------|
| 50A250 | 1/2" | RED | .15" – .25" | --- | 25 | 3 | .975" | 1.937" |
| 50A350 | 1/2" | WHITE | .25" – .35" | --- | 25 | 3 | .975" | 1.937" |
| 50A450 | 1/2" | BLUE | .35" – .45" | --- | 25 | 3 | .975" | 1.937" |
| 50A560 | 1/2" | GREEN | .45" – .56" | --- | 25 | 3 | .975" | 1.937" |
| 50A650 | 1/2" | BROWN | .55" – .65" | --- | 25 | 3 | .975" | 1.937" |
| | | | | | | | | |
| 75A250 | 3/4" | RED | .15" – .25" | --- | 25 | 3 | 1.22" | 1.937" |
| 75A350 | 3/4" | WHITE | .25" – .35" | --- | 25 | 3 | 1.22" | 1.937" |
| 75A450 | 3/4" | BLUE | .35" – .45" | --- | 25 | 3 | 1.22" | 1.937" |
| 75A560 | 3/4" | GREEN | .45" – .56" | --- | 25 | 3 | 1.22" | 1.937" |
| 75A650 | 3/4" | BROWN | .55" – .65" | --- | 25 | 3 | 1.22" | 1.937" |
| 75B750 | 3/4" | YELLOW | .65" – .75" | --- | 25 | 3 | 1.22" | 1.562" |
| 75B850 | 3/4" | PURPLE | .75" – .85" | --- | 25 | 3 | 1.22" | 1.562" |
| | | | | | | | | |
| 100B560 | 1" | GREEN | .45" – .56" | 10 | 100 | 28 | 1.50" | 1.75" |
| 100B650 | 1" | BROWN | .55" – .65" | 10 | 100 | 28 | 1.50" | 1.75" |
| 100B750 | 1" | YELLOW | .65" – .75" | 10 | 100 | 28 | 1.50" | 1.75" |
| 100B850 | 1" | PURPLE | .75" – .85" | 10 | 100 | 28 | 1.50" | 1.75" |
| 100C950 | 1" | GRAY | .85" – .95" | 10 | 100 | 28 | 1.50" | 1.875" |
| 100C1050 | 1" | BLACK | .95" – 1.05" | 10 | 100 | 28 | 1.50" | 1.875" |

Larger sizes available
See specifications on next page

NM CABLE

FLEXIBLE CORD CONNECTORS

STRAIN RELIEF - STEEL

Cable Chart for Flexible Cord Connectors

| PART # | SIZE | CABLE RANGE MIN. MAX. | FOR TYPES SO, ST, & STO | FOR TYPES SJ, STO, SJT SJTO, SVO, AND BUS DROP FOR VNTC TYPE TRAY CABLE | FOR VNTC TYPE TRAY CABLE |
|----------|------|--------------------------|--|--|---|
| 50A250 | 1/2" | .15 - .25 | | 18-2,3 SVO | |
| 50A350 | 1/2" | .25 - .35 | | 18-2,3 SJT 18-2,3,4 SJTO 16-2,3 SJTO | 18-3,4 & 5 16-3 & 4 14-3 |
| 50A450 | 1/2" | .35 - .45 | 18-2,3,4 16-2,3,4 | 16-4 SJTO 14-2,3,4 SJTO 12-2 SJTO 14-3 BUS DROP | 18-6 TO 18-11 16-5 TO 16-8 14-4 TO 14-7 12-3 & 4 ALSO COMPOSITE CABLES 3 # 16 & 4 # 14 |
| 50A560 | 1/2" | .45 - .56 | 18-5,6,7 16-5,6 14-2,3 | 12-3 SJTO 12-3 & 10-3 BUS DROP | 18-10 TO 18-16 16-9 TO 16-12 14-8 TO 14-9 12-5 & 12-7 10-3 TO 10-4 ALSO COMPOSITE CABLES 3 # 12 & 4 # 14 3 # 10 & 4 # 14 |
| 50A650 | 1/2" | .55 - .65 | 18-8,10 16-7,8 14-4 12-2,3 10-2 | | 18-17 TO 18-23 16-13 TO 16-19 14-10 TO 14-14 12-8 & 9 10-5 TO 10-7 8-2 TO 8-4 ALSO COMPOSITE CABLES 3 # 8 & 4 # 14 3 # 10 & 4 # 12 |
| 75A250 | 3/4" | .15 - .25 | | 18-2,3 SVO | |
| 75A350 | 3/4" | .25 - .35 | | 18-2,3 SJT 18-2,3,4 SJTO 16-2,3 SJTO | 18-3,4 & 5 16-3,4 14-3 |
| 75A450 | 3/4" | .35 - .45 | 18-2,3,4 16-2,3,4 | 16-4 SJTO 14-2,3,4 SJTO 12-2 SJTO 14-3 BUS DROP | 18-6 TO 18-11 16-5 TO 16-8 14-4 TO 14-7 12-3 & 4 ALSO COMPOSITE CABLES 3 # 16 & 4 # 14 |
| 75A560 | 3/4" | .45 - .56 | 18-5,6,7 16-5,6 14-2,3 | 12-3 SJTO 12-3 & 10-3 BUS DROP | 18-10 TO 18-16 16-9 TO 16-12 14-8 TO 14-9 12-5 TO 12-7 10-3 TO 10-4 ALSO COMPOSITE CABLES 3 # 12 & 4 # 14 3 # 10 & 4 # 14 |
| 75A650 | 3/4" | .55 - .65 | 18-8,10 16-7,8 14-4 12-2,3 10-2 | | 18-17 TO 18-23 16-13 TO 16-19 14-10 TO 14-14 12-8 & 9 10-5 TO 10-7 8-2 TO 8-4 ALSO COMPOSITE CABLES 3 # 8 & 4 # 14 3 # 10 & 4 # 12 |
| 75B750 | 3/4" | .65 - .75 | 18-12,14 16-10,12 14-5,6,7 12-4,5 10-3,4 8-2 | 8-3 BUS DROP | 18-24 TO 18-37 16-20 TO 16-27 14-15 TO 14-21 12-5 TO 12-7 10-3 TO 10-4 ALSO COMPOSITE CABLES 3 # 6 & 4 # 14 3 # 8 & 4 # 12 |
| 75B850 | 3/4" | .75 - .85 | 18-16,18,20 16-14,16,18 14-8 12-6,7,8 10-5 8-3,4 6-2 | 6-3 BUS DROP | 16-28 TO 16-33 14-22 TO 14-26 12-15 TO 12-19 10-10 TO 10-11 6-4 4-2 ALSO COMPOSITE CABLES 3 # 6 & 4 12 3 # 6 & 6 # 14 3 # 6 & 6 # 12 |
| 100B560 | 1" | .45 - .56 | 18-5,6,7 16-5,6 14-2,3 | 12-3 SJTO 12-3 & 10-3 BUS DROP | 18-10 TO 18-16 16-9 TO 16-12 14-8 TO 14-9 12-5 TO 12-7 10-3 TO 10-4 ALSO COMPOSITE CABLES 3 # 12 & 4 # 14 3 # 10 & 4 # 14 |
| 100B650 | 1" | .55 - .65 | 18-8,10 16-7, 8 14-4 12-2,3 10-2 | | 18-17 TO 18-23 16-13 TO 16-19 14-10 TO 14-14 12-8,9 10-5 TO 10-7 8-2 TO 8-4 ALSO COMPOSITE CABLES 3 # 8 & 4 # 14 3 # 10 & 4 # 12 |
| 100B750 | 1" | .65 - .75 | 18-2,14 16-10,12 14-5,6,7 12-4,5 10-3,4 8-2 | 8-3 BUS DROP | 18-24 TO 18-37 16-20 TO 16-27 14-15 TO 14-21 12-10 TO 12-14 10-8 TO 10-9 6-3 ALSO COMPOSITE CABLES 3 # 6 & 4 # 14 3 # 8 & 4 # 12 |
| 100B850 | 1" | .75 - .85 | 18-16,18,20 16-14,16,18 14-8 12-6,7,8 10-5 8-3,4 6-2 | 6-3 BUS DROP | 16-28 TO 16-33 14-22 TO 14-26 12-15 TO 12-19 10-10 TO 10-11 6-4 TO 4-2 ALSO COMPOSITE CABLES 3 # 6 & 4 # 12 3 # 6 & 6 # 14 3 # 6 & 6 # 12 |
| 100C950 | 1" | .85 - .95 | 18-22,24,26 16-20,22,24 14-10,12 10-6,7,8 6-3,4 | 4-3 BUS DROP | 16-34 TO 16-37 14-27 TO 14-33 12-20 TO 12-23 10-12 4-3 ALSO COMPOSITE CABLES 3 # 4 & 4 # 14 3 # 4 & 4 # 12 |
| 100C1050 | 1" | .95 - 1.05 | 18-30 16-26 14-14,16 12-10 4-3 | | 14-34 TO 14-37 12-24 TO 12-30 4-4 2-2 2-3 ALSO COMPOSITE CABLES 3 # 2 & 4 # 14 3 # 2 & 4 # 12 3 # 2 & 6 # 14 |

NM CABLE

KNOCKOUT BUSHINGS

6/6 NYLON



SB87510



| PART # | INSIDE DIAMETER | KO SIZE | INNER QTY. | MASTER QTY. | WEIGHT/ CASE (LBS.) |
|----------|-----------------|---------|------------|-------------|---------------------|
| SB8756 | 3/8" | 1/2" | 100 | 1000 | 4 |
| SB8757 | 7/16" | 1/2" | 100 | 1000 | 4 |
| SB8758 | 1/2" | 1/2" | 100 | 1000 | 4 |
| SB8759 | 9/16" | 1/2" | 100 | 1000 | 4 |
| SB87510 | 5/8" | 1/2" | 100 | 1000 | 4 |
| SB87511 | 11/16" | 1/2" | 100 | 1000 | 4 |
| SB109313 | 13/16" | 3/4" | 100 | 1000 | 6 |
| SB109314 | 7/8" | 3/4" | 100 | 1000 | 6 |
| SB109315 | 15/16" | 3/4" | 100 | 1000 | 6 |
| SB137514 | 7/8" | 1" | 100 | 1000 | 8 |
| SB137516 | 1" | 1" | 100 | 1000 | 8 |
| SB175022 | 1-3/8" | 1-1/4" | 50 | 500 | 6 |
| SB200026 | 1-5/8" | 1-1/2" | 50 | 500 | 7 |
| SB2.531 | 1-31/32" | 2" | 10 | 100 | 4 |
| SB3.039 | 2-15/32" | 2-1/2" | 10 | 100 | 4 |
| SB3.547 | 2-15/16" | 3" | 10 | 100 | 4 |
| SB4.055 | 3-7/16" | 3-1/2" | 10 | 100 | 4 |

FEATURES

- Suitable for use with electrical knockouts

APPLICATIONS

- For use in mounting panels up to 1/4" thick, convert raw edged holes to smooth, neat, insulated holes
- Insulate and mechanically protect electrical and telecommunications cables, tubing, hose, rope and utility lines
- Locking fingers snap into holes with fingertip pressure; capable of withstanding a push back force of greater than 35 pounds

STANDARD MATERIAL

- 6/6 nylon

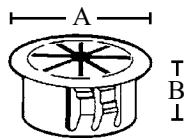
NM CABLE

UNIVERSAL BUSHINGS

BLACK - 6/6 NYLON



UB875



FEATURES

- .125 maximum thickness
- Flexible shutters accommodate a variety of shapes
- Easy snap in installation

APPLICATIONS

- Absorbs vibration to better cushion cables and tubing with limited internal clearance

STANDARD MATERIAL

- 6/6 Nylon

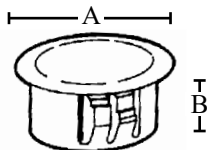
| PART # | MOUNTING HOLE DIAMETER | KO | INNER QTY. | MASTER QTY. | WEIGHT/ CASE (LBS.) | A | B | MAX. INSIDE DIAMETER |
|--------|------------------------|------|------------|-------------|---------------------|--------|-------|----------------------|
| UB625 | .625 | --- | 100 | 1000 | 4 | .719" | .406" | .437" |
| UB750 | .750 | --- | 100 | 1000 | 4 | .859" | .391" | .50" |
| UB812 | .812 | --- | 100 | 1000 | 4 | .859" | .391" | .50" |
| UB875 | .875 | 1/2" | 100 | 1000 | 4 | .938" | .453" | .562" |
| UB1000 | 1 | --- | 100 | 1000 | 5 | 1.063" | .453" | .75" |
| UB1093 | 1.093 | 3/4" | 100 | 1000 | 5 | 1.156" | .453" | .812" |
| UB1375 | 1.375 | 1" | 100 | 1000 | 5 | 1.438" | .453" | 1" |

KNOCKOUT SEALS

GRAY - 6/6 NYLON



PK050



FEATURES

- Corrosion resistant non-metallic construction
- Safer and more cost efficient than steel snap in blanks

APPLICATIONS

- Prevents shocks from metal blanks in a plastic box or enclosure

STANDARD MATERIAL

- 6/6 Nylon

| PART # | SIZE | INNER QTY. | MASTER QTY. | WEIGHT/ CASE (LBS.) | A | B |
|--------|--------|------------|-------------|---------------------|--------|-------|
| PK050 | 1/2" | 100 | 1000 | 5 | 1.016" | .453" |
| PK051 | 3/4" | 100 | 1000 | 6 | 1.219" | .453" |
| PK052 | 1" | 100 | 1000 | 9 | 1.50" | .453" |
| PK053 | 1-1/4" | 50 | 500 | 7 | 1.906" | .453" |
| PK054 | 1-1/2" | 50 | 500 | 8 | 2.141" | .453" |
| PK055 | 2" | 10 | 100 | 11 | 2.75" | .75" |



Southwire™

NM CABLE CATALOG

**[BUILT FOR DURABILITY.
BUILT FOR RELIABILITY.
BUILT FOR WORK.™]**

SOUTHWIRE.COM