



▲ SCAN TO LEARN MORE ABOUT SPEED™ SERVICES

# QWIK WHIP™ CUSTOMIZED CONDUIT WHIP

The custom QWIK WHIP™ offering allows contractors to order a complete assembly that meets project specifications and arrives to the jobsite ready for installation. Custom QWIK WHIP™ conduit whips are ideal for connecting electric vehicle charging mounts, pumps, motors, compressors, and similar equipment as they are resistant to rust, cracks, and separation.

## THE QWIK WHIP™ KIT WILL INCLUDE:

- QWIK WHIP™ customized conduit – labeled with a custom Southwire part number for easy reorder
- Mounting strap
- Fittings

\*Additional components available for order

## KEY BENEFITS:



100% CUSTOM SOLUTION



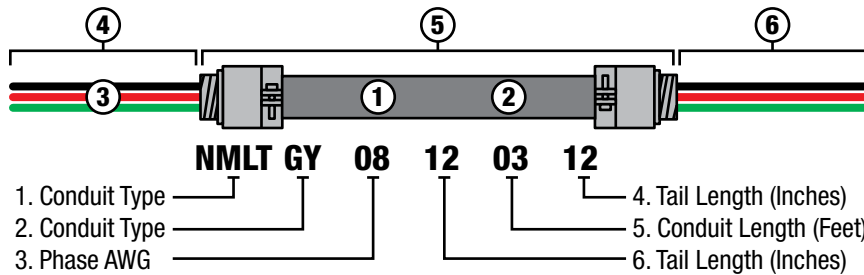
EASY INSTALLATION



LABOR SAVER



REDUCED WASTE



1. Conduit Type  
NMLT - NonMetallic LiquidTight
2. Conduit Type  
GY - Gray, BK-Black, BE-Blue
3. Phase AWG  
08 - 8AWG, 06 - 6AWG

4. Tail Length (Inches)  
0-99 Inches
5. Conduit Length (Feet)  
0-99 Inches
6. Tail Length (Inches)  
0-99 Inches

## CUSTOM LABEL



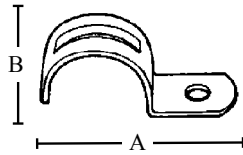
P/N	Conduit Length/Color	Tail Length	Wire Scheme
NMLTGY08120312	3 FT Gray NMLT	12 IN 12 IN	(1) Black 8AWG, (1) Red 8AWG, (1) Green 10AWG
NMLTGY08120612	6 FT Gray NMLT		(1) Black 8AWG, (1) Red 8AWG, (1) Green 10AWG
NMLTGY06120312	3 FT Gray NMLT	12 IN 12 IN	(1) Black 6AWG, (1) Red 6AWG, (1) Green 10AWG
NMLTGY06120612	6 FT Gray NMLT		(1) Black 6AWG, (1) Red 6AWG, (1) Green 10AWG
MLTBK08120312	3 FT Black MLT	12 IN 12 IN	(1) Black 8AWG, (1) Red 8AWG, (1) Green 10AWG
MLTBK08120612	6 FT Black MLT		(1) Black 8AWG, (1) Red 8AWG, (1) Green 10AWG
MLTBK06120312	3 FT Black MLT	12 IN 12 IN	(1) Black 6AWG, (1) Red 6AWG, (1) Green 10AWG
MLTBK06120612	6 FT Black MLT		(1) Black 6AWG, (1) Red 6AWG, (1) Green 10AWG

### EMT STRAPS

- UL Standard: UL 2239
- Fed. Spec: W-F-406E, W-F-406D
- NEMA: FB1-2014PART



511



PART #	EMT SIZE	BOX QTY.	A	B
511	1/2"	100	1.79"	.57"
512	3/4"	50	1.96"	.62"
513	1"	25	2.25"	.75"
514	1-1/4"	20	2.85"	.88"
515	1-1/2"	20	3.16"	.99"
516	2"	10	3.93"	1.10"
517TZ*	2-1/2"	50	5"	1.28"
518TZ*	3"	25	5.55"	1.28"
519*	3-1/2"	25	6.37"	1.28"
520*	4"	25	6.87"	1.28"

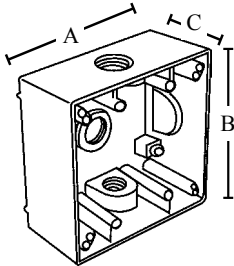
\*EMT and Rigid

### BOXES AND COVERS

- UL listed for wet locations



wb2350



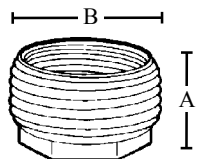
PART #	THREADED HUB	COLOR	MASTER QTY.	WEIGHT/CASE (LBS.)	A	B	C
WB2350	1/2"	GRAY	10	22	4.56"	4.56"	2"
WB2350B	1/2"	BRONZE	10	22	4.56"	4.56"	2"
WB2350W	1/2"	WHITE	10	22	4.56"	4.56"	2"
WB2375	3/4"	GRAY	10	22	4.56"	4.56"	2"
WB2375B	3/4"	BRONZE	10	22	4.56"	4.56"	2"
WB2375W	3/4"	WHITE	10	22	4.56"	4.56"	2"
WB23100	1"	GRAY	10	22	4.56"	4.56"	2"

### REDUCING BUSHINGS

- Steel – Zinc Plated



rb1



PART #	SIZE	MASTER QTY.	WEIGHT/CASE (LBS.)	A	B
RB1	1/2" x 3/8"	100	2	.563"	.75"
RB2TZ	3/4" x 1/2"	100	4	.65"	.92"
RB3	1" x 1/2"	50	6	.715"	1.125"
RB4TZ	1" x 3/4"	50	7	.715"	1.125"
RB5	1-1/4" x 1/2"	25	7	.82"	1.47"
RB6	1-1/4" x 3/4"	25	8	.82"	1.47"
RB7	1-1/4" x 1"	25	4	.82"	1.47"
RB8	1-1/2" x 1/2"	25	11	.85"	1.70"
RB9	1-1/2" x 3/4"	25	8	.85"	1.70"
RB10	1-1/2" x 1"	25	7	.85"	1.70"
RB11	1-1/2" x 1-1/4"	25	3	.85"	1.70"
RB12	2" x 1/2"	10	3	.97"	2.23"
RB13	2" x 3/4"	10	8	.97"	2.23"
RB14	2" x 1"	10	7	.97"	2.23"
RB15	2" x 1-1/4"	10	5	.97"	2.23"

PART #	SIZE	MASTER QTY.	WEIGHT/CASE (LBS.)	A	B
RB16	2" x 1-1/2"	10	3	.97"	2.23"
RB-300100	3" x 1"	1	3	1.17"	3.50"
RB-300125	3" x 1-1/4"	1	3	1.17"	3.50"
RB-300200	3" x 2"	1	3	1.17"	3.50"
RB-300250	3" x 2-1/2"	1	3	1.17"	3.50"
RB-300150	3" x 1-1/2"	1	2	1.17"	3.50"
RB-350200	3-1/2" x 2"	1	4	1.33"	4"
RB-350250	3-1/2" x 2-1/2"	1	3	1.33"	4"
RB-350300	3-1/2" x 3"	1	2	1.33"	4"
RB-400200	4" x 2"	1	5	1.49"	4.50"
RB-400250	4" x 2-1/2"	1	5	1.49"	4.50"
RB-400300	4" x 3"	1	3	1.49"	4.50"
RB-400350	4" x 3-1/2"	1	2	1.49"	4.50"
RB-500400	5" x 4"	1	5	1.65"	5.56"
RB-600500	6" x 5"	1	6	1.80"	6.62"