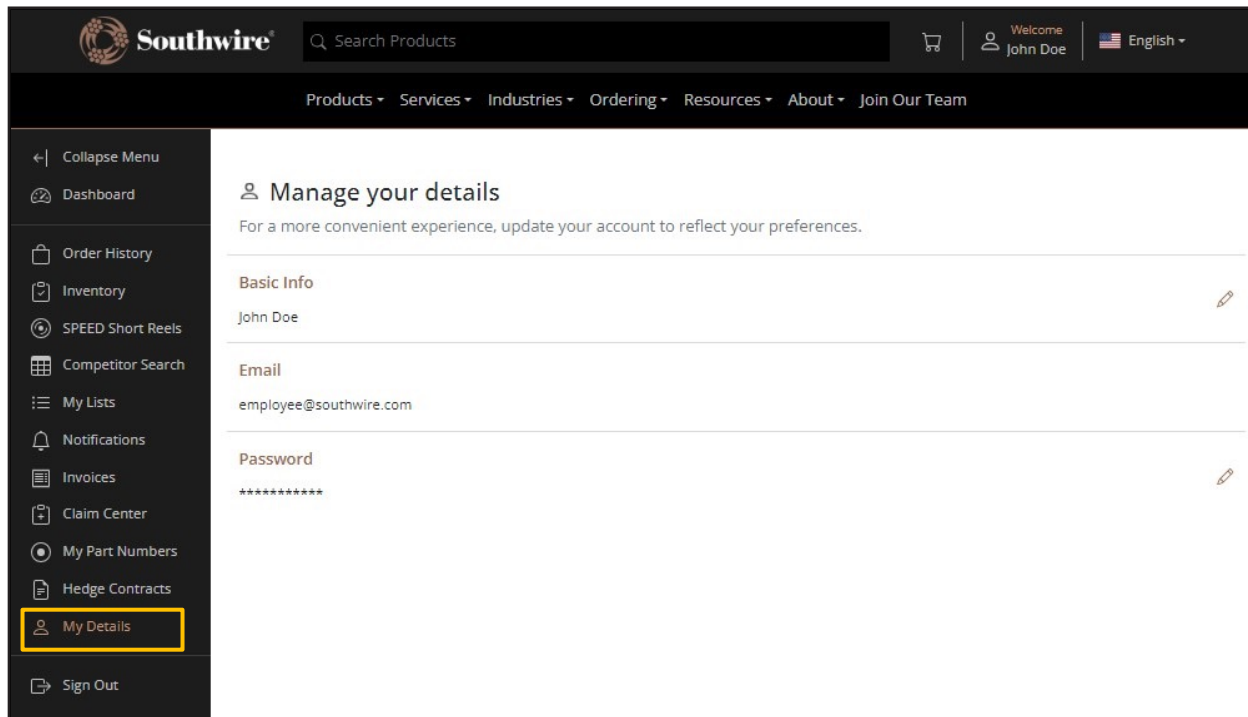


How to Manage Your Details

If at any time you need to update your name or password, this can be done in the My Details screen.


1. On the left side of your screen, click on My Details. The below screen will pop up.



2. To make an edit to your name or password, click on the pencil icon on the right side of the screen. This will open fields to make your edits. When satisfied, click on Update to save your changes.

Manage your details

For a more convenient experience, update your account to reflect your preferences.

Basic Info 

John Doe

Please use this form to update your name


First Name*

Last Name*

Business No.

Mobile No.

3. You will receive the below message to indicate that your changes have been saved successfully.

 Your profile has been updated

Manage your details

For a more convenient experience, update your account to reflect your preferences.

Note: You are not able to update your email address. If your email address needs to be updated, please contact **CustomerHub@southwire.com**.