



**Southwire™**

# LOW VOLTAGE CATALOG



# OUR STORY

As a family business, Southwire proudly continues building on our commitment to environmental stewardship and corporate sustainability by prioritizing stakeholder expectations, and supporting the wellbeing of our communities and the environment in which we live. To help us meet this commitment, we organize our sustainability strategy around five core tenets: Growing Green, Living Well, Giving Back, Doing Right, and Building Worth.

## ***We Deliver Power...Responsibly®***

We remain committed to the sustainability of our company for the next 100 years and beyond. As we strengthen this commitment, we continue to work hard every day to discover, develop and distribute sustainable solutions that exceed the expectations of our stakeholders around the world.

## **OUR MISSION**

To be a **preferred provider** of solutions to the electrical industry by providing innovative products and services with exceptional quality.

## **OUR VALUES**

Our **ONE Southwire** culture prioritizes the interests of our team members, customers, and communities through a continuous commitment to empowerment, trust, consistency, and inclusion.

## **OUR REACH**

Nearly one in two new homes built in the United States contains our wire, and we produce half of the cable used to transmit and distribute electricity throughout the nation.

## **OUR PRODUCTS**

Our product teams and dedicated resources work together to listen to and work with our customers, creating solutions that deliver unparalleled value through product innovation, safety and efficiency.

## **OUR SERVICE**

Service is more than a word or a phone number; it's a tangible support system that assists you through the entire project cycle; from our knowledgeable customer service team, to our experienced field sales team, we're there every step of the way.



# TABLE OF CONTENTS

## LOW VOLTAGE CABLES

- Access Control Cable..... 5
- Fire Alarm Circuit Defender ..... 6
- FHIT - CI Splice Kit..... 7
- Fire Alarm FPLP ..... 8
- Multiconductor Plenum Rated ..... 10
- Multiconductor Riser Rated ..... 12
- Low Voltage Landscape Lighting ULEC..... 14
- Coax RG59, RG6, CATV, CCTV, Combo & more ..... 15
- Category Cables..... 17
- Speaker Cable ..... 27
- Security Alarm Cable ..... 28
- Low Voltage Dimming ..... 29
- Control System Cables..... 30
- Speaker Professional Cable ..... 31
- Packaging Options..... 32

# LOW VOLTAGE WIRES

Southwire has a long history of innovating to meet customer needs. Our vast selection of Low Voltage products keeps pace with new technologies. As a premier diversified electrical company, we pride ourselves on manufacturing products that comply with safety and market requirements.

- Fire Alarm Riser & Plenum
- Fire Alarm Circuit Defender 2 Hour Rated
- Access Control & Burglar Alarm Cables
- POE cables
- Select Cables for Category Data CAT5e, CAT6 & CAT6A
- Multi-Conductor Security Riser & Plenum
- Select Coax Cables
- Landscape Lighting
- Low Voltage Dimming
- Building Management Control Cable
- Audio Cable & Speaker wire




# ACCESS CONTROL CABLE

## ACCESS CONTROL CABLE



WE'VE GOT IT  
MADE IN AMERICA™



### CONSTRUCTION

- CONDUCTOR: Stranded bare copper
- INSULATION: PVC on riser rated Cables, LS-PVC on plenum rated cables
- Popular Combo color & function  
 CARD READER: Black & Red / Green & White / Orange & Brown (3 pr 22 AWG)  
 LOCK POWER: Black, Red, White, Green (4C 18 AWG)  
 REQUEST EXIT/SPARE: Black, Red, White, Green (4C 22 AWG)  
 DOOR CONTACT: Black, Red (2C 22 AWG)

### SPECIFICATIONS

- VOLTAGE 300V
- TEMPERATURE 0 - 75C

### PLENUM

- UL 1424 FPLP, NEC article 760
- UL 13 CL3P, NEC article 725
- UL 444 CMP, NEC article 800
- NFPA 262 (UL 910) / CSA FT6
- CSA C22.2 CMG by C(UL)
- Directive (EU) 2015/863 – RoHS 3

### RISER

- UL 1424 FPLR, NEC article 760
- UL 13 CL3R, NEC article 725
- UL 444 CMR, NEC article 800
- UL 1666 Vertical Riser / CSA FT4 (UL 1581)
- CSA C22.2 CMG by C(UL)
- Directive (EU) 2015/863 – RoHS 3

PRODUCT BASE #	DESCRIPTION	RATING	UL TYPE	SHIELDING	CONDUCTOR TYPE	CB NOM DIA MIL	CB LBS/ MFT
H91601	22/2+22/4+22/3PR+18/4 SH CMP/CL3P/FPLP	CMP/CL3P/FPLP CMP FT6	PLENUM	SHIELDED	STRANDED	412	102.04
H91602	22/4+22/3PR SH+22/2+18/4 CMP/CL3P/FPLP	CMP/CL3P/FPLP CMP FT6	PLENUM	22/3PR SH	STRANDED	405	94.35
H92091	22/2+22/4+22/3PR+18/4 CMR/CL3R/FPLR	CMR/CL3R/FPLR SUN RES CMG FT4	RISER	22/3PR SH	STRANDED	430	93.44

ACCESS CONTROL CABLE

# FIRE ALARM CIRCUIT DEFENDER™ 2 HOUR RATED

## FIRE ALARM CIRCUIT DEFENDER™ 2 HOUR RATED



WE'VE GOT IT  
MADE IN AMERICA™



### APPLICATION

Circuit Defender™ cables have been qualified and listed to the demanding requirements of UL 2196 and CAN/ULC-S139 Test for Fire Resistive Cables, and are UL listed Types FPLR/CMR and CSA Certified FAS. Circuit Defender™ Cables meet various industry code requirements (NFPA 70, NFPA 101, NFPA 130, and NFPA 502) for Fire Resistance according to UL 2196 when selected and installed per applicable codes including federal, state, and local and municipal rules, laws and regulations.

### CONSTRUCTION

- CONDUCTORS: 18 AWG, 16 AWG, 14 AWG Oxygen-free solid bare copper (OFHC) conductors
- INSULATION: SILICONE RUBBER COLORS: Black, Red.
- TAPE: MICA
- JACKET: PVC, RED

### SPECIFICATIONS

- UL1424 Listed FPLR
- UL 444 Listed CMR
- CSA C22.2 No.208 FAS
- UL 2196 and CAN/ULC-S139, UL Electrical Circuit Integrity System #44 (FHIT/7 44)
- NFPA 70, NFPA 101, NFPA 130, and NFPA 502
- UL Listed File #E75610 & #E118871
- CSA Certified LL90458
- Directive (EU) 2015/863 – RoHS 3
- RoHS (European Directive 2002/95/EC)

TYPE	PRODUCT BASE #	DESCRIPTION	RATING	UL TYPE	SHIELDING	CONDUCTOR TYPE	CB NOM DIA MIL	CB LBS/ MFT
Fire Alarm Circuit Defender™ 2 Hour Rated	SC4001-2Q	FACI 18/2 OFHC N/S FPLR/CMR or FAS 5KR	FPLR/CMR/ 90C/ R26267 FRR 2-HR (FHIT/7 44)	Riser	Unshielded	Solid	338	41.64
Fire Alarm Circuit Defender™ 2 Hour Rated	SC5001-2Q	FACI 16/2 OFHC N/S FPLR/CMR or FAS 5KR	FPLR/CMR/ 90C/ R26267 FRR 2-HR (FHIT/7 44)	Riser	Unshielded	Solid	364	56.00
Fire Alarm Circuit Defender™ 2 Hour Rated	SC6001-2Q	FACI 14/2 OFHC N/S FPLR/CMR or FAS 5KR	FPLR/CMR/ 90C/ R26267 FRR 2-HR (FHIT/7 44)	Riser	Unshielded	Solid	388	68.10
Fire Alarm Circuit Defender™ 2 Hour Rated	SC4001-2F	FACI 18/2 OFHC N/S FPLR/CMR or FAS 5KR	FPLR/CMR/ 90C/ R26267 FRR 2-HR (FHIT/7 44)	Riser	Unshielded	Solid	338	41.64
Fire Alarm Circuit Defender™ 2 Hour Rated	SC5001-2F	FACI 16/2 OFHC N/S FPLR/CMR or FAS 5KR	FPLR/CMR/ 90C/ R26267 FRR 2-HR (FHIT/7 44)	Riser	Unshielded	Solid	364	56.00
Fire Alarm Circuit Defender™ 2 Hour Rated	SC6001-2F	FACI 14/2 OFHC N/S FPLR/CMR or FAS 5KR	FPLR/CMR/ 90C/ R26267 FRR 2-HR (FHIT/7 44)	Riser	Unshielded	Solid	388	68.10

FIRE ALARM CIRCUIT DEFENDER™

# FHIT - CI SPLICE KIT

## FHIT - CI SPLICE KIT



WE'VE GOT IT  
MADE IN AMERICA™



Southwire

**CABLETECH  
SUPPORT™**

Services

### SPECIFICATIONS

- The Splice KIT is used for terminating CI branch circuits within the FHIT System
- Helps contractors to minimize material waste and save time
- KIT Material List

Bill of Materials	Processing at Assembly
6 - Each Ideal Steel Crimp Sleeves Part # 30-410 (SW Supply)	Add to Package
6 - Each 1/2" X 10" Quartz Epoxy Tape Article #1509A7D2 (SW Supply) Layer A Insulating tape	Trim, Cut to Width, and Package
6 - Each 1/2" X 10" Wacker Si Rubber Wacker# 512/70 Ceramifiable Silicone (SW Supply) Layer B Insulating Tape	Mill Roll, Trim, Cut to Width, and Package
2 Each MOPP Sheets for Both Sides of Si Rubber to Prevent Sticking	Protector for Wacker Rubber on Both Sides
1 - Wiegmann# HS441NK-N1 or Larger Wire Way - Customer Supplied	
1 - Ideal Crimp Tool - Customer Supply	
1 - Each Corrugated Box # 66534701/Mailer	Insert Contents, Seal, and Label
1 - Each Instructions	Print, Fold, and Insert
1 - Each 4" X 5" Label	Print and Place on Package

FHIT - CI SPLICE KIT

# FIRE ALARM FPLP

## FIRE ALARM FPLP



WE'VE GOT IT  
MADE IN AMERICA™



75°C 300V PLENUM RATED

### APPLICATION

- Fire protective signaling circuits. Also for smoke detectors, voice communications, audio control and initiating circuits. Article 760 of the NEC. For use in plenum spaces.

### CONSTRUCTION

- CONDUCTOR: Solid Bare Copper or Stranded Bare Copper
- INSULATION: LS-PVC
- COLOR CODE: Black, Red, Green, Yellow. Various jacket colors available.
- ASSEMBLY: Cabled with ripcord, and jacketed
- JACKET: LS-PVC
- Both insulation and jacket materials are silicone free

### SPECIFICATIONS

- UL 1424 FPLP, NEC article 760
- UL 13 CL3P, NEC article 725
- UL 444 CMP, NEC article 800
- FLAME TEST
- RoHS (European Directive 2002/95/EC)

TYPE	PRODUCT BASE #	DESCRIPTION	RATING	UL TYPE	SHIELDING	CONDUCTOR TYPE	CB NOM DIA MIL	CB LBS/ MFT
FIRE ALARM PLENUM UNSHIELDED	G40172	FA 18/2 STR CU N/S FPLP	FPLP/CMP/CL3P FT6	PLENUM	NOT SHIELDED	STRANDED	152	16.40
FIRE ALARM PLENUM UNSHIELDED	G40005	FA 18/2 SOL CU N/S FPLP	FPLP/CMP/CL3P FT6	PLENUM	NOT SHIELDED	SOLID	144	15.78
FIRE ALARM PLENUM UNSHIELDED	G40505	FA 18/4 SOL CU N/S FPLP	FPLP/CMP/CL3P FT6	PLENUM	NOT SHIELDED	SOLID	168	28.30
FIRE ALARM PLENUM UNSHIELDED	G40503	FA 18/6 SOL CU N/S FPLP	FPLP/CMP/CL3P FT6	PLENUM	NOT SHIELDED	SOLID	184	40.57
FIRE ALARM PLENUM UNSHIELDED	G50032	FA 16/2 SOL CU N/S FPLP	FPLP/CMP/CL3P FT6	PLENUM	NOT SHIELDED	SOLID	164	22.52
FIRE ALARM PLENUM UNSHIELDED	G50359	FA 16/2STRCU N/S FPLP	FPLP/CMP/CL3P FT6	PLENUM	NOT SHIELDED	STRANDED	180	24.12
FIRE ALARM PLENUM UNSHIELDED	G50370	FA 16/4 SOL CU N/S FPLP	FPLP/CMP/CL3P FT6	PLENUM	NOT SHIELDED	SOLID	196	41.43
FIRE ALARM PLENUM UNSHIELDED	G60210	FA 14/2STRCU N/S FPLP	FPLP/CMP/CL3P FT6	PLENUM	NOT SHIELDED	STRANDED	206	34.97
FIRE ALARM PLENUM UNSHIELDED	G60004	FA 14/2 SOL CU N/S FPLP	FPLP/CMP/CL3P FT6	PLENUM	NOT SHIELDED	SOLID	196	33.97
FIRE ALARM PLENUM UNSHIELDED	G60347	FA 14/4 SOL CU N/S FPLP	FPLP/CMP/CL3P FT6	PLENUM	NOT SHIELDED	SOLID	226	61.81
FIRE ALARM PLENUM UNSHIELDED	G70090	FA 12/2STRCU N/S FPLP	FPLP/CMP/CL3P FT6	PLENUM	NOT SHIELDED	STRANDED	251	52.23
FIRE ALARM PLENUM UNSHIELDED	G70009	FA 12/2 SOL CU N/S FPLP	FPLP/CMP/CL3P FT6	PLENUM	NOT SHIELDED	SOLID	226	49.45
FIRE ALARM PLENUM SHIELDED	G40006	FA 18/2 SOL CU OAS FPLP	FPLP/CMP/CL3P FT6	PLENUM	SHIELDED	SOLID	152	18.56
FIRE ALARM PLENUM SHIELDED	G40504	FA 18/4 SOL CU OAS FPLP	FPLP/CMP/CL3P FT6	PLENUM	SHIELDED	SOLID	183	30.79
FIRE ALARM PLENUM SHIELDED	G50013	FA 16/2 SOL CU OAS FPLP	FPLP/CMP/CL3P FT6	PLENUM	SHIELDED	SOLID	176	24.23
FIRE ALARM PLENUM SHIELDED	G50369	FA 16/4 SOL CU OAS FPLP	FPLP/CMP/CL3P FT6	PLENUM	SHIELDED	SOLID	206	43.95
FIRE ALARM PLENUM SHIELDED	G60121	FA 14/2STRCU OAS FPLP	FPLP/CMP/CL3P FT6	PLENUM	SHIELDED	STRANDED	216	36.53
FIRE ALARM PLENUM SHIELDED	G60346	FA 14/4 SOL CU OAS FPLP	FPLP/CMP/CL3P FT6	PLENUM	SHIELDED	SOLID	234	64.61
FIRE ALARM PLENUM SHIELDED	G60025	FA 14/2 SOL CU OAS FPLP	FPLP/CMP/CL3P FT6	PLENUM	SHIELDED	SOLID	196.2	36.15
FIRE ALARM PLENUM SHIELDED	G70019	FA 12/2 SOL CU OAS FPLP	FPLP/CMP/CL3P FT6	PLENUM	SHIELDED	SOLID	231	52.15

FIRE ALARM FPLP



# FIRE ALARM FPLR

## FIRE ALARM FPLR



WE'VE GOT IT  
MADE IN AMERICA™



75°C 300V RISER RATED

### APPLICATION

- Fire protective signaling circuits. Also for smoke detectors, voice communications, audio control and initiating circuits. Article 760 of the NEC.

### CONSTRUCTION

- CONDUCTOR: Solid Bare Copper or Stranded Bare Copper
- INSULATION: PVC
- COLOR CODE: Black, Red, Green, Yellow. (4C 18AWG Stranded is Black, Red, White, Green) Various jacket colors available.
- SHIELDING: Table 341UR and 342UR are for unshielded cables.
- ASSEMBLY: Cabled with ripcord, and jacketed.
- JACKET: PVC
- Both insulation and jacket materials are silicone free
- Plus assorted jacket colors available

### SPECIFICATIONS

- UL 1424 FPLR, NEC article 760
- UL 13 CL3R, NEC article 725; UL 444 CMR, NEC article 800
- FLAME TEST UL 1666; FT4
- VOLTAGE 300V
- TEMPERATURE 75°C
- SUITABLE USE: Fire protective signaling circuits, smoke detectors, audio, control, and initiating circuits. (UL) Listed / (UL) FPLR

TYPE	PRODUCT BASE #	DESCRIPTION	RATING	UL TYPE	SHIELDING	CONDUCTOR TYPE	CB NOM DIA MIL	CB LBS/ MFT
FIRE ALARM RISER UNSHIELDED	F20427	FA 22/4SOL CU CMR/ CL3R/FPLR	FPLR/CMP/CL3P SUN RES CMG FT4	RISER	NOT SHIELDED	SOLID	118	11.16
FIRE ALARM RISER UNSHIELDED	F40021	FA 18/2SOLCU N/S FPLR	FPLR/CMP/CL3P SUN RES CMG FT9	RISER	NOT SHIELDED	SOLID	132	13.93
FIRE ALARM RISER UNSHIELDED	F40568	FA 18/4SOLCU N/S FPLR	FPLR/CMP/CL3P SUN RES CMG FT7	RISER	NOT SHIELDED	SOLID	155.5	25.61
FIRE ALARM RISER UNSHIELDED	F40566	FA 18/6SOLCU N/S FPLR	FPLR/CMP/CL3P SUN RES CMG FT5	RISER	NOT SHIELDED	SOLID	196	39.04
FIRE ALARM RISER UNSHIELDED	F50004	FA 16/2SOLCU N/S FPLR	FPLR/CMP/CL3P SUN RES CMG FT13	RISER	NOT SHIELDED	SOLID	154	20.93
FIRE ALARM RISER UNSHIELDED	F50289	FA 16/2 STR CU N/S FPLR	FPLR/CMP/CL3P SUN RES CMG FT14	RISER	NOT SHIELDED	STRANDED	184	23.46
FIRE ALARM RISER UNSHIELDED	F50383	FA 16/4SOLCU N/S FPLR	FPLR/CMP/CL3P SUN RES CMG FT11	RISER	NOT SHIELDED	SOLID	180	38.44
FIRE ALARM RISER UNSHIELDED	F60001	FA 14/2SOLCU N/S FPLR	FPLR/CMP/CL3P SUN RES CMG FT18	RISER	NOT SHIELDED	SOLID	190	32.01
FIRE ALARM RISER UNSHIELDED	F60355	FA 14/4SOLCU N/S FPLR	FPLR/CMP/CL3P SUN RES CMG FT16	RISER	NOT SHIELDED	SOLID	224	60.17
FIRE ALARM RISER UNSHIELDED	F60340	FA 14/2 STR CU N/S FPLR	FPLR/CMP/CL3P SUN RES CMG FT19	RISER	NOT SHIELDED	STRANDED	218	35.10
FIRE ALARM RISER SHIELDED	F40015	FA 18/2SOLCU OAS FPLR	FPLR/CMP/CL3P SUN RES CMG FT8	RISER	SHIELDED	SOLID	153	16.53
FIRE ALARM RISER SHIELDED	F40567	FA 18/4SOLCU OAS FPLR	FPLR/CMP/CL3P SUN RES CMG FT6	RISER	SHIELDED	SOLID	174	28.08
FIRE ALARM RISER SHIELDED	F50010	FA 16/2SOLCU OAS FPLR	FPLR/CMP/CL3P SUN RES CMG FT12	RISER	SHIELDED	SOLID	159	23.03
FIRE ALARM RISER SHIELDED	F50382	FA 16/4SOLCU OAS FPLR	FPLR/CMP/CL3P SUN RES CMG FT10	RISER	SHIELDED	SOLID	202	41.53
FIRE ALARM RISER SHIELDED	F60030	FA 14/2SOLCU OAS FPLR	FPLR/CMP/CL3P SUN RES CMG FT17	RISER	SHIELDED	SOLID	212	34.86
FIRE ALARM RISER SHIELDED	F60354	FA 14/4SOLCU OAS FPLR	FPLR/CMP/CL3P SUN RES CMG FT15	RISER	SHIELDED	SOLID	226	62.77
FIRE ALARM RISER UNSHIELDED	F70092	FA 12/2STRCU N/S FPLR	FPLR/CMP/CL3P SUN RES CMG FT20	RISER	NOT SHIELDED	SOLID	266	52.43
FIRE ALARM RISER SHIELDED	F70015	FA 12/2SOLCU OAS FPLR	FPLR/CMP/CL3P SUN RES CMG FT21	RISER	SHIELDED	SOLID	249	52.22
FIRE ALARM RISER UNSHIELDED	F70004	FA 12/2SOLCU N/S FPLR	FPLR/CMP/CL3P SUN RES CMG FT22	RISER	NOT SHIELDED	SOLID	232	49.18

FIRE ALARM FPLR

# MULTICONDUCTOR PLENUM RATED SHIELDED BARE COPPER/LS-PVC

## MULTICONDUCTOR PLENUM RATED SHIELDED BARE COPPER/LS-PVC



WE'VE GOT IT  
MADE IN AMERICA™



75°C, 300V PLENUM RATED

### APPLICATION

Remote Control, Signalling, and Power-Limited circuits per NEC Article 725 22AWG through 16 AWG also communication circuits per NEC Article 800. Security, sound and audio, speaker cable, public address, intercom, sound reinforcement, alarm and access control circuits and power-limited controls. Where routed in plenum spaces.

### CONSTRUCTION

- CONDUCTOR: Stranded or solid bare copper as indicated on on individual product specifications.
- INSULATION: LS-PVC
- COLOR CODE: Listed below chart. Also listed for each item on individual specification sheets.
- SHIELDING: Overall - Aluminum foil, polyester reinforced tape and stranded tinned copper drain wire.
- ASSEMBLY: Cabled, with ripcord, and jacketed.
- JACKET: LS-PVC

### SPECIFICATIONS

- UL 1424 FPLP, NEC article 760
- UL 13 CL3P, NEC article 725
- UL 444 CMP
- CSA C22.2 No. 214 CMP
- FLAME TEST NFPA 262 (UL 910) / CSA FT6
- Directive (EU) 2015/863 – RoHS 3

MULTICONDUCTOR


TYPE	PRODUCT BASE #	DESCRIPTION	RATING	UL TYPE	SHIELDING	CONDUCTOR TYPE	CB NOM DIA MIL	CB LBS/ MFT
MULTICONDUCTOR SHIELDED PLENUM	P29841	SY 22/2P STR CU SH CMP/CL3P	CMP/CL3P/FPLP FT6	PLENUM	SHIELDED	STRANDED	149	18.01
	P20032	SY 22/2 STR CU OAS CMP/CL3P	CMP/CL3P/FPLP FT6	PLENUM	SHIELDED	STRANDED	124	11.34
	P20043	SY 22/3 STR CU OAS CMP/CL3P	CMP/CL3P/FPLP FT6	PLENUM	SHIELDED	STRANDED	133	14.82
	P20270	SY 22/4 STR CU OAS CMP/CL3P	CMP/CL3P/FPLP FT6	PLENUM	SHIELDED	STRANDED	142	17.84
	P20019	SY 22/6 STR CU OAS CMP/CL3P	CMP/CL3P/FPLP FT6	PLENUM	SHIELDED	STRANDED	168.5	24.33
	P20037	SY 22/8 STR CU OAS CMP/CL3P	CMP/CL3P/FPLP FT6	PLENUM	SHIELDED	STRANDED	185	31.11
	P20023	SY 22/12 STR CU OAS CMP/CL3P	CMP/CL3P/FPLP FT6	PLENUM	SHIELDED	STRANDED	226	44.53
	P30006	SY 20/2 STR CU OAS CMP/CL3P	CMP/CL3P/FPLP FT6	PLENUM	SHIELDED	STRANDED	135	14.07
	P30003	SY 20/4 STR CU OAS CMP/CL3P	CMP/CL3P/FPLP FT6	PLENUM	SHIELDED	STRANDED	156	23.17
	P40133	SY 18/2 STR CU OAS CMP/CL3P	CMP/CL3P/FPLP FT6	PLENUM	SHIELDED	STRANDED	161	19.41
	P49995	SY 18/2P STR CU SH CMP/CL3P	CMP/CL3P/FPLP FT6	PLENUM	SHIELDED	STRANDED	183.8	32.50
	P40032	SY 18/3 STR CU OAS CMP/CL3P	CMP/CL3P/FPLP FT6	PLENUM	SHIELDED	STRANDED	165	25.39
	P40073	SY 18/4 STR CU OAS CMP/CL3P	CMP/CL3P/FPLP FT6	PLENUM	SHIELDED	STRANDED	186	32.59
	P40040	SY 18/6 STR CU OAS CMP/CL3P	CMP/CL3P/FPLP FT6	PLENUM	SHIELDED	STRANDED	222.5	46.13
	P40070	SY 18/8 STR CU OAS CMP/CL3P	CMP/CL3P/FPLP FT6	PLENUM	SHIELDED	STRANDED	245	60.24
	P40041	SY 18/10 STR CU OAS CMP/CL3P	CMP/CL3P/FPLP FT6	PLENUM	SHIELDED	STRANDED	289	74.28
	P50002	SY 16/2 STR CU OAS CMP/CL3P	CMP/CL3P/FPLP FT6	PLENUM	SHIELDED	STRANDED	185	25.07
	P50023	SY 16/4 STR CU OAS CMP/CL3P	CMP/CL3P/FPLP FT6	PLENUM	SHIELDED	STRANDED	220	46.36
	P60022	SY 14/2 STR CU OAS CMP/CL3P	CL3P/ FPLP FT6	PLENUM	SHIELDED	STRANDED	216	36.54
	P70006	SY 12/2 STR CU OAS CMP/CL3P	CL3P/ FPLP FT6	PLENUM	SHIELDED	STRANDED	256	55.00
P70006	SY 12/2 STR CU OAS CMP/CL3P	CMP/CL3P/FPLP FT6	PLENUM	SHIELDED	STRANDED	256	55.00	

# MULTICONDUCTOR PLENUM RATED UNSHIELDED STRANDED BARE COPPER/LS-PVC

## MULTICONDUCTOR PLENUM RATED UNSHIELDED STRANDED BARE COPPER / LS-PVC



WE'VE GOT IT  
MADE IN AMERICA™



75°C, 300V PLENUM RATED

### APPLICATION

Remote Control, Signalling, and Power-Limited circuits per NEC Article 725. 22AWG - 6 AWG also as communication circuits per NEC Article 800. Security, sound and audio, speaker cable, public address, intercom, sound reinforcement, alarm and access control circuits and power-limited controls. Routed in plenum spaces.

### CONSTRUCTION

- CONDUCTOR: Stranded or solid bare copper as indicated on on individual product specifications.
- INSULATION: LS-PVC
- COLOR CODE: Listed below chart. Also listed for each item on individual specification sheets.
- SHIELDING: Unshielded
- ASSEMBLY: Cabled, with ripcord, and jacketed.
- JACKET: LS-PVC

### SPECIFICATIONS

- UL 1424 FPLP, NEC article 760
- UL 13 CL3P, NEC article 725
- UL 444 CMP
- CSA C22.2 No. 214 CMP
- FLAME TEST NFPA 262 (UL 910) / CSA FT6
- Directive (EU) 2015/863 – RoHS 3

TYPE	PRODUCT BASE #	DESCRIPTION	RATING	UL TYPE	SHIELDING	CONDUCTOR TYPE	CB NOM DIA MIL	CB LBS/ MFT
MULTICONDUCTOR UNSHIELDED PLENUM	P20012	22/1P SH+22/1P N/S STR CU FPLP	CMP/CL3P/FPLP FT6	PLENUM	NOT SHIELDED	STRANDED	144	17.69
	P20031	SY 22/2 STR CU N/S CMP/CL3P	CMP/CL3P/FPLP FT6	PLENUM	NOT SHIELDED	STRANDED	118	8.986
	P20035	SY 22/4 STR CU N/S CMP/CL3P	CMP/CL3P/FPLP FT6	PLENUM	NOT SHIELDED	STRANDED	136.6	15.31
	P20008	SY 22/6 STR CU N/S CMP/CL3P	CMP/CL3P/FPLP FT6	PLENUM	NOT SHIELDED	STRANDED	163	21.88
	P20018	SY 22/8 STR CU N/S CMP/CL3P	CMP/CL3P/FPLP FT6	PLENUM	NOT SHIELDED	STRANDED	177	28.07
	P20044	SY 22/12 STR CU N/S CMP/CL3P	CMP/CL3P/FPLP FT6	PLENUM	NOT SHIELDED	STRANDED	216	40.79
	P30016	SY 20/2 STR CU N/S CMP/CL3P	CMP/CL3P/FPLP FT6	PLENUM	NOT SHIELDED	STRANDED	132	12.10
	P40020	SY 18/2 STR CU N/S CMP/CL3P	CMP/CL3P/FPLP FT6	PLENUM	NOT SHIELDED	STRANDED	152	16.41
	P40024	SY 18/3 STR CU N/S CMP/CL3P	CMP/CL3P/FPLP FT6	PLENUM	NOT SHIELDED	STRANDED	160	23.00
	P40031	SY 18/4 STR CU N/S CMP/CL3P	CMP/CL3P/FPLP FT6	PLENUM	NOT SHIELDED	STRANDED	181	30.16
	P40065	SY 18/6 STR CU N/S CMP/CL3P	CMP/CL3P/FPLP FT6	PLENUM	NOT SHIELDED	STRANDED	217	43.52
	P40030	SY 18/8 STR CU N/S CMP/CL3P	CMP/CL3P/FPLP FT6	PLENUM	NOT SHIELDED	STRANDED	237	56.56
	P40166	SY 18/10 STR CU N/S CMP/CL3P	CMP/CL3P/FPLP FT6	PLENUM	NOT SHIELDED	STRANDED	280	70.30
	P50032	SY 16/2 STR CU N/S CMP/CL3P	CMP/CL3P/FPLP FT6	PLENUM	NOT SHIELDED	STRANDED	174	23.21
	P50059	SY 16/4 STR CU N/S CMP/CL3P	CMP/CL3P/FPLP FT6	PLENUM	NOT SHIELDED	STRANDED	201.8	42.35
	P60040	SY 14/2 CU CL3P/FPLP	CL3P/ FPLP FT6	PLENUM	NOT SHIELDED	STRANDED	200	33.83
	P70031	SY 12/2 STR CU N/S CMP/CL3P	CL3P/ FPLP FT6	PLENUM	NOT SHIELDED	STRANDED	251	52.25

MULTICONDUCTOR

# MULTICONDUCTOR RISER RATED SHIELDED BARE COPPER / PVC

## MULTICONDUCTOR RISER RATED SHIELDED BARE COPPER / PVC



WE'VE GOT IT  
MADE IN AMERICA™



75°C, 300V RISER RATED

### APPLICATIONS

Remote Control, Signalling, and Power-Limited circuits per NEC Article 725. 22AWG - 16 AWG also as communication circuits per NEC Article 800. Security, sound and audio, speaker cable, public address, intercom, sound reinforcement, alarm and access control circuits and power-limited controls.

### CONSTRUCTION

- CONDUCTOR: Stranded or solid bare copper as indicated on individual product specifications.
- INSULATION: PVC or Polypropylene
- COLOR CODE: Listed below chart. Also listed for each item on individual specification sheets.
- SHIELDING: Overall - Aluminum foil, polyester reinforced tape and stranded tinned copper drain wire.
- ASSEMBLY: Cabled, Shielded, ripcord under jacket; jacketed.
- JACKET PVC

### SPECIFICATIONS

- UL 444 CMR, NEC article 800
- UL 1424 FPLR, NEC article 760
- UL 13 CL3R, NEC article 725
- Flame Test UL 1666 Vertical Riser / CSA FT4 (UL 1581)
- CSA C22.2 CMG by C(UL)
- Directive (EU) 2015 / 863 – RoHS 3

MULTICONDUCTOR


TYPE	PRODUCT BASE #	DESCRIPTION	RATING	UL TYPE	SHIELDING	CONDUCTOR TYPE	CB NOM DIA MIL	CB LBS/ MFT
MULTICONDUCTOR SHIELDED RISER	R29575	SY 22/2PR STR CU EPS CMR/CL3R	CMR/CL3R/FPLR SUN RES CMG FT4	RISER	SHIELDED	STRANDED	166	18.60
	R20007	SY 22/2 STR CU OAS CMR/CL3R	CMR/CL3R/FPLR SUN RES CMG FT4	RISER	SHIELDED	STRANDED	127	10.30
	R20030	SY 22/4 STR CU OAS CMR/CL3R	CMR/CL3R/FPLR SUN RES CMG FT4	RISER	SHIELDED	STRANDED	146	16.05
	R20076	SY 22/6 STR CU OAS CMR/CL3R	CMR/CL3R/FPLR SUN RES CMG FT4	RISER	SHIELDED	STRANDED	172	22.34
	R20024	SY 22/8 STR CU OAS CMR/CL3R	CMR/CL3R/FPLR SUN RES CMG FT4	RISER	SHIELDED	STRANDED	181	28.31
	R20081	SY 22/12 STR CU OAS CMR/CL3R	CMR/CL3R/FPLR SUN RES CMG FT4	RISER	SHIELDED	STRANDED	225	41.11
	R30024	SY 20/2 STR CU OAS CMR/CL3R	CMR/CL3R/FPLR SUN RES CMG FT4	RISER	SHIELDED	STRANDED	138	13.19
	R40013	SY 18/2 STR CU OAS CMR/CL3R	CMR/CL3R/FPLR SUN RES CMG FT4	RISER	SHIELDED	STRANDED	161	16.85
	R40003	SY 18/3 STR CU OAS CMR/CL3R	CMR/CL3R/FPLR SUN RES CMG FT4	RISER	SHIELDED	STRANDED	171	23.21
	R40005	SY 18/4 STR CU OAS CMR/CL3R	CMR/CL3R/FPLR SUN RES CMG FT4	RISER	SHIELDED	STRANDED	180	30.04
	R40611	SY 18/6 STR CU OAS CMR/CL3R	CMR/CL3R/FPLR SUN RES CMG FT4	RISER	SHIELDED	STRANDED	214	42.72
	R40014	SY 18/8 STR CU OAS CMR/CL3R	CMR/CL3R/FPLR SUN RES CMG FT4	RISER	SHIELDED	STRANDED	229.7	54.80
	R40075	SY 18/12STR CU OAS CMR/CL3R	CMR/CL3R/FPLR SUN RES CMG FT4	RISER	SHIELDED	STRANDED	277.3	78.55
	A50039	SY 16/2 STR CU OAS CMR/CL3R	CMR/CL3R/FPLR SUN RES CMG FT4	RISER	SHIELDED	STRANDED	191	25.36
	R50044	SY 16/3 STR CU OAS CMR/CL3R	CMR/CL3R/FPLR SUN RES CMG FT4	RISER	SHIELDED	STRANDED	193	33.76
	R50031	SY 16/4 STR CU OAS CMR/CL3R	CMR/CL3R/FPLR SUN RES CMG FT4	RISER	SHIELDED	STRANDED	212	43.25
	R60052	SY 14/2 STR CU OAS CL3R/FPLR	CL3R/FPLR SUN RES	RISER	SHIELDED	STRANDED	218	36.97
R70010	SY 12/2 STR CU OAS CL3R/FPLR	CL3R/FPLR SUN RES	RISER	SHIELDED	STRANDED	266	54.54	
R70010	SY 12/2 STR CU OAS CL3R/FPLR	CL3R/FPLR SUN RES	RISER	SHIELDED	STRANDED	266	54.54	

# MULTICONDUCTOR RISER RATED UNSHIELDED STRANDED BC PVC

## MULTICONDUCTOR RISER RATED UNSHIELDED STRANDED BC PVC



WE'VE GOT IT  
MADE IN AMERICA™



75°C, 300V RISER RATED

### APPLICATION

Remote Control, Signalling, and Power-Limited circuits per NEC Article 725. 22AWG - 6 AWG also as communication circuits per NEC Article 800. Security, sound and audio, speaker cable, public address, intercom, sound reinforcement, alarm and access control circuits and power-limited controls.

### CONSTRUCTION

- CONDUCTOR: Stranded or solid bare copper as indicated on individual product specifications.
- INSULATION: PVC
- SHIELDING: Unshielded
- ASSEMBLY: Cabled, with ripcord, and jacketed.
- JACKET: PVC

### SPECIFICATIONS

- UL 444 CMR, NEC article 800
- UL 1424 FPLR, NEC article 760
- UL 13 CL3R, NEC article 725
- Flame Test UL 1666 Vertical Riser / CSA FT4 (UL 1581)
- CSA C22.2 CMG by C(UL)
- Directive (EU) 2015 / 863 – RoHS 3

TYPE	PRODUCT BASE #	DESCRIPTION	RATING	UL TYPE	SHIELDING	CONDUCTOR TYPE	CB NOM DIA MIL	CB LBS/ MFT
MULTICONDUCTOR RISER RATED UNSHIELDED STRANDED BC PVC	R20004	SY 22/2 STR CU N/S CMR/CL3R	CMR/CL3R/FPLR SUN RES CMG FT4	RISER	NOT SHIELDED	STRANDED	120	8.452
	R20025	SY 22/8 STR CU N/S CMR/CL3R	CMR/CL3R/FPLR SUN RES CMG FT4	RISER	NOT SHIELDED	STRANDED	181	26.42
	R20045	SY 22/4 STR CU N/S CMR/CL3R	CMR/CL3R/FPLR SUN RES CMG FT4	RISER	NOT SHIELDED	STRANDED	149	15.66
	R20047	SY 22/6 STR CU N/S CMR/CL3R	CMR/CL3R/FPLR SUN RES CMG FT4	RISER	NOT SHIELDED	STRANDED	157	20.31
	R20051	SY 22/10 STR CU N/S CMR/CL3R	CMR/CL3R/FPLR SUN RES CMG FT4	RISER	NOT SHIELDED	STRANDED	194	32.02
	R20487	SY 22/12 STR CU N/S CMR/CL3R	CMR/CL3R/FPLR SUN RES CMG FT4	RISER	NOT SHIELDED	STRANDED	225	38.88
	R30017	SY 20/2 STR CU N/S CMR/CL3R	CMR/CL3R/FPLR SUN RES CMG FT4	RISER	NOT SHIELDED	STRANDED	132	11.34
	R40001	SY 18/2 STR CU N/S CMR/CL3R	CMR/CL3R/FPLR SUN RES CMG FT4 MSHA 300V	RISER	NOT SHIELDED	STRANDED	144	14.82
	R40015	SY 18/6 STR CU N/S CMR/CL3R	CMR/CL3R/FPLR SUN RES CMG FT4	RISER	NOT SHIELDED	STRANDED	212	41.09
	R40018	SY 18/2 STR CU N/S CMR/CL3R	CMR/CL3R/FPLR SUN RES CMG FT4	RISER	NOT SHIELDED	STRANDED	144	14.83
	R40024	SY 18/12 STR CU N/S CMR/CL3R	CMR/CL3R/FPLR SUN RES CMG FT4	RISER	NOT SHIELDED	STRANDED	271	75.76
	R40048	SY 18/3 STR CU N/S CMR/CL3R	CMR/CL3R/FPLR SUN RES CMG FT4	RISER	NOT SHIELDED	STRANDED	153	20.79
	R40049	SY 18/4 STR CU N/S CMR/CL3R	CMR/CL3R/FPLR SUN RES CMG FT4	RISER	NOT SHIELDED	STRANDED	166	28.80
	R40052	SY 18/8 STR CU N/S CMR/CL3R	CMR/CL3R/FPLR SUN RES CMG FT4	RISER	NOT SHIELDED	STRANDED	230	53.17
	R40054	SY 18/10 STR CU N/S CMR/CL3R	CMR/CL3R/FPLR SUN RES CMG FT4	RISER	NOT SHIELDED	STRANDED	262	64.05
	R50003	SY 16/2 STR CU N/S CMR/CL3R	CMR/CL3R/FPLR SUN RES CMG FT4	RISER	NOT SHIELDED	STRANDED	174	22.08
	R50045	SY 16/4 STR CU N/S CMR/CL3R	CMR/CL3R/FPLR SUN RES CMG FT4	RISER	NOT SHIELDED	STRANDED	212	41.16
	R60012	SY 14/2 STR CU N/S CL3R/FPLR	CL3R/FPLR SUN RES	RISER	NOT SHIELDED	STRANDED	223	35.53
	R60014	SY 14/4 STR CU N/S CL3R/FPLR	CL3R/FPLR SUN RES	RISER	NOT SHIELDED	STRANDED	263	66.41
R70003	SY 12/2 STR CU N/S CL3R/FPLR	CL3R/FPLR SUN RES	RISER	NOT SHIELDED	STRANDED	266	52.45	

MULTICONDUCTOR

# LOW VOLTAGE LANDSCAPE LIGHTING ULEC

## LOW VOLTAGE LANDSCAPE LIGHTING ULEC



WE'VE GOT IT  
MADE IN AMERICA™



60C, 30 Volts

### APPLICATION

- Outdoor Low-Voltage Underground Landscape Lighting Cable is designed for landscape, security, and outdoor accent lighting applications
- Landscape Lighting Cable is Sunlight Resistant suitable for Direct Burial Stranded Copper Conductor Black PVC Insulation/Jacket.

### CONSTRUCTION

- Two fully annealed bare stranded copper conductors
- INSULATION/JACKET: Premium-grade PVC -20°C to +60°C
- FINAL ASSEMBLY: Insulated/Jacketed conductors duplexed in a flat construction for easy tear-down during installation
- COLOR: Black

### SPECIFICATIONS

- Meets UL Subj 1493 cUL standards C22.2 35, CSA class 5834-01
- Underground Low-Energy Circuit Cable (ULEC)
- Directive (EU) 2015/863 – RoHS 3

TYPE	PRODUCT BASE #	DESCRIPTION	RATING	UL TYPE	SHIELDING	CONDUCTOR TYPE	CB NOM DIA MIL	CB LBS/ MFT
LANDSCAPE LGHT	55271	8-164 2/C LOW VOLT LANDSCAPE LGHT	30VAC	ULEC	NOT SHIELDED	STRANDED	546	150.6
LANDSCAPE LGHT	55266	16-26 2/C LOW VOLT LANDSCAPE LGHT	30VAC	ULEC	NOT SHIELDED	STRANDED	277	30.66
LANDSCAPE LGHT	55267	14-41 2/C LOW VOLT LANDSCAPE LGHT	30VAC	ULEC	NOT SHIELDED	STRANDED	318	42.58
LANDSCAPE LGHT	55269	12-65 2/C LOW VOLT LANDSCAPE LGHT	30VAC	ULEC	NOT SHIELDED	STRANDED	388	62.63
LANDSCAPE LGHT	55272	10-104 2/C LOW VOLT LANDSCAPE LGHT	30VAC	ULEC	NOT SHIELDED	STRANDED	382	85.69

LANDSCAPE LIGHTING

# COAX RG59, RG6, RG11 CATV, SIAMESE COMBO, & CCTV

## COAX RG59, RG6, RG11 CATV, SIAMESE COMBO, & CCTV



CATV Applications for distributing television signals, using “F” connectors, ALUMINUM BRAID CCTV Applications for surveillance; Connecting security cameras, DVR or monitor using “BNC” connectors, COPPER BRAID

### CONSTRUCTION

#### NON-PLENUM

CONDUCTOR: Copper Clad Steel (CCS) or Solid Bare Copper (BC) as indicated.

INSULATION: Non-Plenum Cables: Foamed polyethylene.

JACKET: Non-Plenum Cables: PVC.

#### PLENUM

CONDUCTOR: Copper Clad Steel (CCS) or Solid Bare Copper (BC) as indicated.

INSULATION: Plenum Cables: Foamed Fluoropolymer

JACKET: Plenum Rated Cables: LS-PVC; for Outdoor Cables: PE

### SPECIFICATIONS

- FLAME TEST: Non-Plenum
- CABLES: UL 1685 / CSA FT1.
- PLENUM CABLES: NFPA 262 / CSA FT6

TYPE	PRODUCT BASE #	DESCRIPTION	RATING	UL TYPE	SHIELDING	CONDUCTOR TYPE	CB NOM DIA MIL	CB LBS/ MFT
COAX RG11 CCTV	992161	RG11 14 BC SOL CU 95	CM/CL2 SUN RES	CM/CL2	SHIELDED	SOLID	405	80.71
COAX RG11 CCTV	191037	RG11 14 SOL CU DUALAL DIRECT BURIAL	DIRECT BURIAL	non- UL	SHIELDED	SOLID	405	73.48
COAX RG6 CCTV	921003	RG6 18 SOL CU 95 CMP	CL2P CMP FT6	PLENUM	SHIELDED	SOLID	228	33.13
COAX RG6 CCTV	92061	RG6CC 18 SOL CU 95 NR	DIRECT BURIAL	non- UL	SHIELDED	SOLID	268	31.04
COAX RG6 CCTV	92045	RG6 18 SOL CU 95 NR	CL2 SUN RES	CL2	SHIELDED	SOLID	268	35.28
COAX RG6 CCTV	192061	RG6 18 SOL CU 95 DIRECT BURIAL	DIRECT BURIAL	non- UL	SHIELDED	SOLID	264	31.59
COAX RG59 CCTV	99969	RG59 20 SOL CU 95 CMP	CL2P CMP FT6	PLENUM	SHIELDED	SOLID	196	25.26
COAX RG59 CCTV	92074	RG59 20 SOL CU 95 NR	CL2 SUN RES	CL2	SHIELDED	SOLID	234	27.78
COAX RG59 CCTV	991055	RG59CC 22STRCU 95 NR	CL2 SUN RES	CL2	SHIELDED	SOLID	234	26.73
COAX RG59 CCTV	192115	RG59 20 SOL CU 95 DIRECT BURIAL	DIRECT BURIAL	non- UL	SHIELDED	SOLID	240	26.10
COAX COMBO CCTV	993265	RG6-CCTV AND 18/2 SIAMESE CMP	CL2P/CMP FT6	PLENUM	SHIELDED	SOLID	396	55.44
COAX COMBO CCTV	993256	RG59-CCTV AND 18/2 SIAMESE CMP	CL2P/CMP FT6	PLENUM	SHIELDED	SOLID	368	46.72
COAX COMBO CCTV	99979	RG59-CCTV +18/2 PWR ROUND CL2P	CL2P	PLENUM	SHIELDED	SOLID	224	46.46
COAX COMBO CCTV	993267	RG6-CCTV AND 18/2 SIAMESE CM	CM/CL2 SUN RES	CM/CL2	SHIELDED	SOLID	455	59.10
COAX COMBO CCTV	99511	RG59-CCTV CCA BR+18/2 SIAM CM	CM/CL2 SUN RES	CM/CL2	SHIELDED	SOLID	425	45.53
COAX COMBO CCTV	993253	RG59-CCTV AND 18/2 SIAMESE CM	CM/CL2 SUN RES	CM/CL2	SHIELDED	SOLID	421	50.10
COAX COMBO CCTV	993254	RG59-CCTV AND 18/2 SIAM PE NU	DIRECT BURIAL SUN RES	non- UL	SHIELDED	SOLID	421	43.68
COAX COMBO CCTV	92094	RG59-CCTV +18/2 PWR -ROUND CL2	CL2 SUN RES	CL2	SHIELDED	SOLID	294	60.64

CONTINUED

COAX

# COAX RG59, RG6, RG11 CATV, SIAMESE COMBO, & CCTV

## COAX RG59, RG6, RG11 CATV, SIAMESE COMBO, & CCTV

CONTINUED

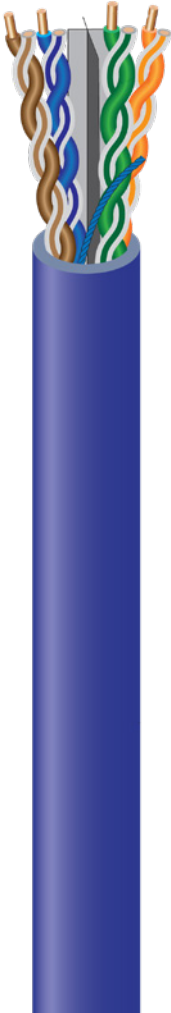
TYPE	PRODUCT BASE #	DESCRIPTION	RATING	UL TYPE	SHIELDING	CONDUCTOR TYPE	CB NOM DIA MIL	CB LBS/ MFT
COAX RG11 CATV	992153	RG11CATV 14 SOL CU F/60 CM	CM OR CL2 OR CATV SUN RES	CM/CL2	SHIELDED	SOLID	404.2	56.77
COAX RG11 CATV	992155	RG11CATV 14 SOL CCS F/60 CM	CM OR CL2 OR CATV SUN RES	CM/CL2	SHIELDED	SOLID	404.2	54.82
COAX RG11 CATV	821010	RG11CATVP 14 SOL CCS QUAD CL2P	CMP/CL2P/CATVP FT6	PLENUM	SHIELDED	SOLID	382.5	59.42
COAX RG11 CATV	821013	RG11CATVP 14 SOL CCS F/60 CL2P	CMP/CL2P/CATVP FT6	PLENUM	SHIELDED	SOLID	347.3	53.24
COAX RG11 CATV	99901	RG11 14BC 65TC CMP WH	CMP/CL2P/CATVP FT6	PLENUM	SHIELDED	SOLID	341.3	62.08
COAX RG11 CATV	992165	RG11CATV 14 SOL CCS QUAD CM	CM OR CL2 OR CATV SUN RES	CM/CL2	SHIELDED	SOLID	435.5	61.71
COAX RG6 CATV QUAD SHIELD	920413	RG6CATVR 18 SOL CCS QUAD CMR	CMR OR CL2R OR CATVR CMG FT4 SUN RES	RISER	SHIELDED	SOLID	300	30.14
COAX RG6 CATV DUAL SHIELD	920036	RG6 CATVR 18 SOL CCS F/60 CMR	CMR OR CL2R OR CATVR CMG FT4 SUN RES	RISER	SHIELDED	SOLID	274.7	27.45
COAX RG6 CATV DUAL SHIELD	921007	RG6 18 SOL CU F/90 CMP	CMP OR CL2P FT6	PLENUM	SHIELDED	SOLID	231.3	
COAX RG6 CATV DUAL SHIELD	921009	RG6 18 SOL CU F/80 CMP	CMP OR CL2P FT6	PLENUM	SHIELDED	SOLID	231.3	25.24
COAX RG6 CATV DUAL SHIELD	99911	RG6 18 SOL CU F/40 CMP	CMP OR CL2P FT6	PLENUM	SHIELDED	SOLID	274.5	29.50
COAX RG6 CATV QUAD SHIELD	920414	RG6CATV 18 SOL CU QUAD CM	CM OR CL2 OR CATV SUN RES	CM/CL2	SHIELDED	SOLID	300	28.78
COAX RG6 CATV QUAD SHIELD	92049	RG6CATV 18 SOL CU F/60 CM	CM OR CL2 OR CATV SUN RES	CM/CL2	SHIELDED	SOLID	274.7	26.09
COAX RG6 CATV QUAD SHIELD	92042	RG6CATV 18 SOL CCS QUAD VALUE CM	CM OR CL2 OR CATV SUN RES	CM/CL2	SHIELDED	SOLID	300	27.63
COAX RG6 CATV QUAD SHIELD	92041	RG6CATV 18 SOL CCS QUAD CM	CM OR CL2 OR CATV SUN RES	CM/CL2	SHIELDED	SOLID	300	28.29
COAX RG6 CATV QUAD SHIELD	992151	RG6CATV 18 SOL CCS QUAD CM	CM OR CL2 OR CATV SUN RES	CM/CL2	SHIELDED	SOLID	620	58.66
COAX RG6 CATV DUAL SHIELD	92003	RG6CATV 18 SOL CCS F/60 CM	CM OR CL2 OR CATV	CM/CL2	SHIELDED	SOLID	270	24.64
COAX RG6 CATV QUAD SHIELD	992132	RG6CATV 18 SOL CCS F/60 CM	CM OR CL2 OR CATV SUN RES	CM/CL2	SHIELDED	SOLID	560	50.97
COAX RG6 CATV DUAL SHIELD	92008	RG6CATV 18 SOL CCS F/40 CM	CM OR CL2 OR CATV	CM/CL2	SHIELDED	SOLID	269	22.49
COAX RG6 CATV	92071	RG6 18 SOL CCS QUAD DIRECT BURIAL	DIRECT BURIAL	non- UL	SHIELDED	SOLID	300	25.37
COAX RG6 CATV	992479	RG6 18 SOL CCS F/60 DIRECT BURIAL	DIRECT BURIAL	non- UL	SHIELDED	SOLID	274.7	22.68
COAX RG6 CATV QUAD SHIELD	921019	RG6 18 SOL CCS QUAD CMP	CMP OR CL2P FT6	PLENUM	SHIELDED	SOLID	274.5	29.02
COAX RG6 CATV DUAL SHIELD	921015	RG6 18 SOL CCS F/80 CMP	CMP OR CL2P FT6	PLENUM	SHIELDED	SOLID	231.3	24.55
COAX RG59 CATV	92009	RG59CATV 22CCS DUAL F+60AL CM	CM OR CL2 OR CATV SUN RES	CM/CL2	SHIELDED	SOLID	240.7	19.49
COAX RG59 CATV	92006	RG59CATV 22 SOL CCS F/40 CM	CM OR CL2 OR CATV SUN RES	CM/CL2	SHIELDED	SOLID	240.7	18.30

COAX



# CATEGORY 6A CMP

## CATEGORY 6A CMP



### APPLICATIONS AND FEATURES

Southwire Cat 6A unshielded twisted pair cable is a high performance data communication cable. This ethernet cable is designed for indoor and riser network installations type CMP (Plenum rated communication cable), may be used in Ethernet Networking system, PoE applications, Video MPEG4 / M-JPEG / Digital / Analog / Baseband / Broadband and other Multimedia Voice applications.

- DC Resistance: <9.38 ohm/100m
- DC Resistance Unbalance: <4.00%
- Mutual Capacitance: <5.50 nF/100m
- Capacitance Unbalance (Pair to Ground): <330 pF/100m
- Insulation Resistance: >100 MOhm/100m
- Impedance (mean): >100+/- 15% ohm (1 < freq < 500MHz)
- Nom Velocity of Propagation : 67%

### CONSTRUCTION

- Conductors: Bare solid copper
- Insulation: Fluorinated Polyethylene FPE
- Separator: Spline separator cabled and jacketed
- Rip Cord: Rip cord for ease of jacket removal
- Jacket: Flame Retardant Polyvinyl Chloride PVC

### SPECIFICATIONS

- UL 444 Listed CMP
- IEEE 802.3 and IEC 61156-5 Ed. 2.0
- RoHS-3 Complies with European Directive 2015/863
- NFPA 262
- TIA/EIA 568-D.2 (Cat. 6A) Standard
- NEC Article 800

### SAMPLE PRINT LEGEND

6AP AUGMENTED CAT6A SOUTHWIRE® TAPPAN™ I99981 E118871 LBI 23AWG 4PR U/  
UTP TYPE CMP C(UL)US LISTED 75C CMP FT6 UL VERIFIED TO TIA/EIA 568.D.2 CAT6A  
RoHS 2 COMPLIANT YYMMDD 0000FT

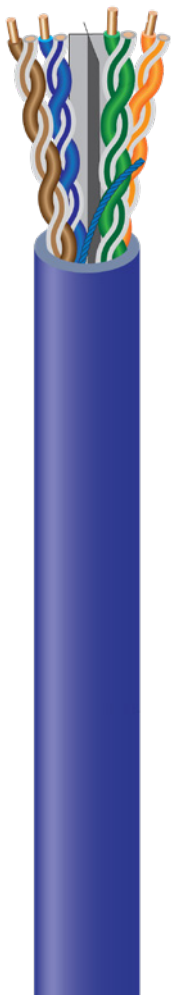
STOCK NUMBER	COND. SIZE (AWG/Kcmil)	NUMBER OF PAIRS (pair)	INSUL. THICKNESS (mil)	JACKET THICKNESS (mil)	APPROX OD (Inch)	APPROX. WEIGHT (lb/1000ft)
I99981	23	4	18	18	0.335	43

All dimensions are nominal and subject to normal manufacturing tolerances

◊ Cable marked with this symbol is a standard stock item

# CATEGORY 6A CMR-LP

## CATEGORY 6A CMR-LP



### APPLICATIONS AND FEATURES

Southwire Cat 6A unshielded twisted pair cable is a high performance data communication cable. This ethernet cable is designed for indoor and riser network installations type CMR (Riser rated communication cable), may be used in Ethernet Networking system, PoE applications, Video MPEG4 / M-JPEG / Digital / Analog / Baseband / Broadband and other Multimedia Voice applications.

- DC Resistance: <9.38 ohm/100m
- DC Resistance Unbalance: Max 4.00%
- Mutual Capacitance: 56 pF/m
- Capacitance Unbalance (Pair to Ground): 3.3 PF/M
- Insulation Resistance: >1000 MOHM-KM
- Impedance (mean): 100+/- 15% (1 < freq < 500MHz)

### CONSTRUCTION

- Conductors: Bare solid copper
- Insulation: High density polyethylene HDPE
- Separator: Spline separator cabled and jacketed
- Rip Cord: Rip cord for ease of jacket removal
- Jacket: Fire Resistant Polyvinyl Chloride FR PVC

### SPECIFICATIONS

- UL 444 Listed CMR
- IEEE 802.3 and IEC 61156-5 Ed. 2.0
- RoHS-3 Complies with European Directive 2015/863
- NFPA 262
- TIA/EIA 568-D.2 (Cat. 6A) Standard
- NEC Article 800

### SAMPLE PRINT LEGEND

6AR AUGMENTED - CAT 6A SOUTHWIRE® TAPPAN™ 199980 - E160837 23AWG 4PR U/  
UTP TYPE CMR-LP (0.5A) 75°C C(UL)US LISTED -- ETL VERIFIED TO  
TIA-568.2-D CATEGORY 6A ROHS-2 COMPLIANT ZYYMMDDHHmm(\*) (\*\*)\*FT

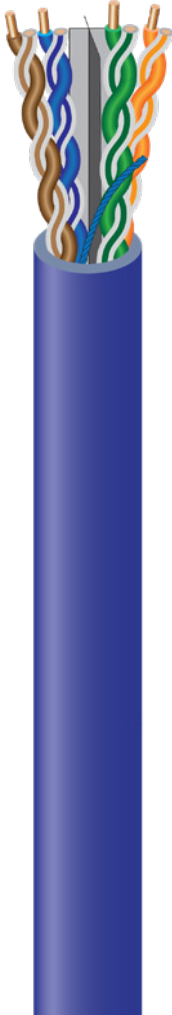
STOCK NUMBER	COND. SIZE (AWG/Kcmil)	NUMBER OF PAIRS (pair)	JACKET THICKNESS (mil)	APPROX OD (inch)	APPROX. WEIGHT (lb/1000ft)
199980	23	4	18	0.307	26

All dimensions are nominal and subject to normal manufacturing tolerances

◊ Cable marked with this symbol is a standard stock item

# CATEGORY 6E 250 MHz CMP-LP

## CATEGORY 6E 250 MHz CMP-LP



### APPLICATIONS AND FEATURES

Southwire Cat 6E unshielded twisted pair cable is a high performance data communication cable. This ethernet cable is designed for indoor and riser network installations type CMP (Plenum rated communication cable), may be used in Ethernet Networking system, PoE applications, Video MPEG4 / M-JPEG/ Digital / Analog / Baseband / Broadband and other Multimedia Voice applications.

- DC Resistance: <9.38 ohm/100m
- DC Resistance Unbalance: <5.00%
- Mutual Capacitance: <5.60 nF/100m
- Capacitance Unbalance (Pair to Ground): <330 PF/100M
- Insulation Resistance: >500 MOHM/100M
- Impedance (mean): >100+/- 15% (1 < freq < 250MHz)
- Propagation Delay Skew: <45 nano sec /100m

### CONSTRUCTION

- Conductors: Bare solid copper
- Insulation: Fluorinated Polyethylene FPE
- Separator: Spline separator cabled and jacketed
- Rip Cord: Rip cord for ease of jacket removal
- Jacket: Flame Retardant Polyvinyl Chloride PVC

### SPECIFICATIONS

- UL 444 Listed CMP
- IEEE 802.3 and IEC 61156-5 Ed. 2.0
- RoHS-3 Complies with European Directive 2015/863
- NFPA 262
- TIA/EIA 568.D.2 test to 550MHz, beyond 250MHz only for reference
- NEC Article 800

### SAMPLE PRINT LEGEND

6EP CAT 6E SOUTHWIRE® TAPPAN™ I99997 E118871 LBI 23AWG 4PR UTP TYPE CMP LP (0.6A) 105C C(UL)US LISTED ETL VERIFIED TO TIA/EIA 568.D.2 CATEGORY 6 RoHS 2 COMPLIANT YYMMDD 0000FT

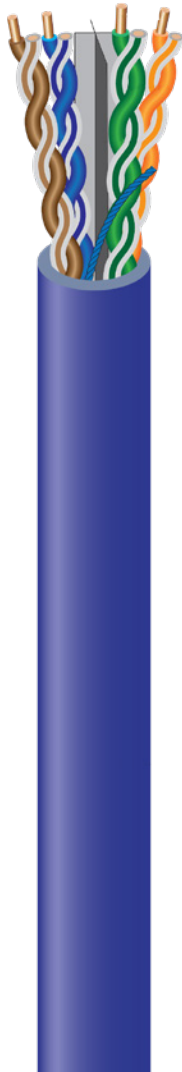
STOCK NUMBER	COND. SIZE (AWG/Kcmil)	NUMBER OF PAIRS (pair)	JACKET THICKNESS (mil)	APPROX OD (inch)	APPROX. WEIGHT (lb/1000ft)
I99997	23	4	14	0.228	31

All dimensions are nominal and subject to normal manufacturing tolerances

◊ Cable marked with this symbol is a standard stock item

# CATEGORY 6E CMR

## CATEGORY 6E CMR



### APPLICATIONS AND FEATURES

Southwire Cat 6E unshielded twisted pair cable is a high performance data communication cable. This ethernet cable is designed for indoor and riser network installations type CMR (Riser rated communication cable), may be used in Ethernet Networking system, PoE applications, Video MPEG4 / M-JPEG/ Digital / Analog / Baseband / Broadband and other Multimedia Voice applications.

- DC Resistance: <9.38 ohm/km
- Mutual Capacitance @ 1 kHz : 56 pF/m
- Max. Unbalance Capacitance Pair x Ground @ 1 kHz : 3,3 pF/m
- Insulation Resistance: >100 MOhm-100m
- Impedance (mean): >100+/- 15% (1 < freq < 500MHz)
- Maximum Propagation Delay: 545ns/100m

### CONSTRUCTION

- Conductor: Bare solid copper
- Insulation: High Density Polyethylene HDPE
- Separator: Spline separator cabled and jacketed
- Rip Cord: Rip cord for ease of jacket removal
- Jacket: Fire Resistant Polyvinyl Chloride FR PVC

### SPECIFICATIONS

- UL 444 Listed CMR
- UL 1666 Standard for Test for Flame Propagation Height of Electrical and Optical-Fiber  
Cables Installed Vertically in Shafts
- IEEE 802.3 and IEC 61156-5 Ed. 2.0
- RoHS-3 Complies with European Directive 2015/863
- NFPA 262
- TIA/EIA 568.D.2 (Cat.6) Standard
- NEC Article 800

### SAMPLE PRINT LEGEND

CAT6E SOUTHWIRE® TAPPAN™ I99998 - E160837 23AWG4 PR UTP TYPE CMR 75C C(UL) US LISTED SUN RES -- ETL VERIFIED TO TIA-568.2-D CATEGORY 6 ROHS-2 COMPLIANT ZYYMDDHHmm(\*) (\*\*)


STOCK NUMBER	COND. SIZE (AWG/Kcmil)	NUMBER OF PAIRS (pair)	JACKET THICKNESS (mil)	APPROX OD (inch)	APPROX. WEIGHT (lb/1000ft)
I99998	23	4	18	0.244	26

All dimensions are nominal and subject to normal manufacturing tolerances

◊ Cable marked with this symbol is a standard stock item

# CATEGORY 6 250 MHz CMP-LP

## CATEGORY 6 250 MHz CMP-LP



### APPLICATIONS AND FEATURES

Southwire Cat 6E unshielded twisted pair cable is a high performance data communication cable. This ethernet cable is designed for indoor and riser network installations type CMP (Plenum rated communication cable), may be used in Ethernet Networking system, PoE applications, Video MPEG4 / M-JPEG/ Digital / Analog / Baseband / Broadband and other Multimedia Voice applications.

- DC Resistance: <9.38 ohm/100m
- DC Resistance Unbalance: <5.00%
- Mutual Capacitance: <5.60 nF/100m
- Capacitance Unbalance (Pair to Ground): <330 pF/100m
- Insulation Resistance: >500 MOhm/100m
- Dielectric Strength: 2.5 DkV/sec
- Impedance (mean): >100+/- 15% (1 < freq < 250MHz)
- Propagation Delay Skew: <45 nano sec /100m

### CONSTRUCTION

- Conductor: Bare solid copper
- Insulation: Fluorinated Polyethylene FPE
- Separator: Spline separator cabled and jacketed
- Rip Cord: Rip cord for ease of jacket removal
- Jacket: Flame Retardant Polyvinyl Chloride PVC

### SPECIFICATIONS

- UL 444 Listed CMP
- IEEE 802.3 and IEC 61156-5 Ed. 2.0
- RoHS-3 Complies with European Directive 2015/863
- NFPA 262
- TIA/EIA 568.D.2 (Cat.6) Standard
- NEC Article 800

### SAMPLE PRINT LEGEND

6P CAT6 SOUTHWIRE® TAPPAN™ I99993 E118871 LBI 23AWG 4PR UTP TYPE CMP LP ( 105 C C(UL)US LISTED TYPE CMP FT6 UL VERIFIED TO TIA/EIA 568.D.2 RoHS 2 COMPLIANT XX/XX/XX/XX 0000FT

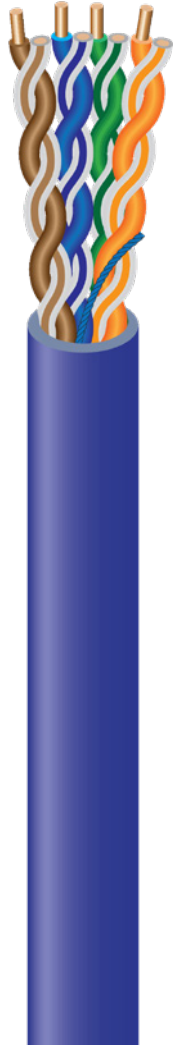
STOCK NUMBER	COND. SIZE (AWG/Kcmil)	NUMBER OF PAIRS (pair)	JACKET THICKNESS (mil)	APPROX OD (inch)	APPROX. WEIGHT (lb/1000ft)
I99993	23	4	18	0.213	26

All dimensions are nominal and subject to normal manufacturing tolerances

◇ Cable marked with this symbol is a standard stock item

# CATEGORY 6 250 MHz CMR

## CATEGORY 6 250 MHz CMR



### APPLICATIONS AND FEATURES

Southwire Cat 6 unshielded twisted pair cable is a high performance data communication cable. This ethernet cable is designed for indoor and riser network installations type CMR (Riser rated communication cable), may be used in Ethernet Networking system, PoE applications, Video MPEG4 / M-JPEG/ Digital / Analog / Baseband / Broadband and other Multimedia Voice applications.

- DC Resistance: <9.38 ohm/100m
- DC Resistance Unbalance: <5.00%
- Mutual Capacitance: <5.60 nF/100m
- Capacitance Unbalance (Pair to Ground): <330 pF/100m
- Insulation Resistance: > 500 MOhm/100m
- Dielectric Strength: 2.5 DCkV/sec
- Impedance (mean): >100+/- 15% (1 < freq < 250MHz)
- Propagation Delay Skew: <45 nano sec /100m)

### CONSTRUCTION

- Conductor: Bare solid copper
- Insulation: Fluorinated Polyethylene FPE
- Rip Cord: Rip cord for ease of jacket removal
- Jacket: Flame Retardant Polyvinyl Chloride PVC

### SPECIFICATIONS

- UL 444 Listed CMR
- UL 1666 Standard for Test for Flame Propagation Height of Electrical and Optical-Fiber Cables Installed Vertically in Shafts
- IEEE 802.3 and IEC 61156-5 Ed. 2.0
- RoHS-3 Complies with European Directive 2015/863
- TIA/EIA 568.D.2 (Cat.6) Standard
- NEC Article 800

### SAMPLE PRINT LEGEND

6R CAT6 SOUTHWIRE® TAPPAN™ I99995 E118871-LBI 23AWG 4PR UTP TYPE CMR  
75C C(UL)US LISTED SUN RES UL VERIFIED TO TIA/EIA-568.D.2 CATEGORY 6 ROHS-2  
COMPLIANT ZZYMMDDHHmm 0000FT

STOCK NUMBER	COND. SIZE (AWG/Kcmil)	NUMBER OF PAIRS (pair)	JACKET THICKNESS (mil)	APPROX OD (inch)	APPROX. WEIGHT (lb/1000ft)
I99995	23	4	18	0.213	24

All dimensions are nominal and subject to normal manufacturing tolerances

◊ Cable marked with this symbol is a standard stock item

# CATEGORY 5E CMP

## CATEGORY 5E CMP



### APPLICATIONS AND FEATURES

Southwire Cat 5E unshielded twisted pair cable is a high performance data communication cable. This ethernet cable is designed for indoor network installations TYPE CMP. It may be used in Ethernet Networking system, Video MPEG4 / M-JPEG / Digital / Analog / Baseband / Broadband and other Multimedia Voice applications.

- DC Resistance: <9.38 ohm/100m
- DC Resistance Unbalance: <5.00%
- Mutual Capacitance: <5.60 nF/100m
- Capacitance Unbalance (Pair to Ground): <330 pF/100m
- Insulation Resistance: >500 MOhm-100m
- Dielectric Strength: 2.5 DcKV/sec
- Impedance (mean): >100+/- 15% (1 < freq < 350MHz)
- Propagation 011 Delay: <534 ns/100m
- Propagation 011 Delay Skew: <45 ns/100m

### CONSTRUCTION

- Conductor: Bare solid copper
- Insulation: Fluorinated Polyethylene FPE
- Rip Cord: Rip cord for ease of jacket removal
- Jacket: Polyvinyl Chloride PVC

### SPECIFICATIONS

- UL 444 Listed CMP
- IEEE 802.3 and IEC 61156-5 Ed. 2.0
- RoHS-3 Complies with European Directive 2015/863
- NFPA 262
- TIA/EIA 568.D.2 test to 350MHz , beyond 100MHz only for reference
- NEC Article 800

### SAMPLE PRINT LEGEND

SOUTHWIRE® SIGNAL® 199993 CAT5E 24 AWG 4PR UTP E118871-LBI C(UL)US TYPE CMP 75C -- CMP FT6 TESTED TO 350 MHZ ETL VERIFIED TO TIA/EIA-568.D.2 CAT5E -- 0000FT -- MM/DD/YY HH:MM

STOCK NUMBER	COND. SIZE (AWG/Kcmil)	NUMBER OF PAIRS (pair)	JACKET THICKNESS (mil)	APPROX OD (inch)	APPROX. WEIGHT (lb/1000ft)
966956	24	4	14	0.185	20


All dimensions are nominal and subject to normal manufacturing tolerances

◇ Cable marked with this symbol is a standard stock item

CATEGORY CABLES

# CATEGORY 5E CMR

## CATEGORY 5E CMR



### APPLICATIONS AND FEATURES

Southwire Cat 5e unshielded twisted pair cable is a high performance data communication cable. This ethernet cable is designed for indoor network installations TYPE CMR. It may be used in Ethernet Networking system, Video MPEG4 / M-JPEG / Digital / Analog / Baseband / Broadband and other Multimedia Voice applications.

- DC Resistance: <9.38 ohm/100m
- DC Resistance Unbalance: <5.00%
- Mutual Capacitance: <5.60 nF/100m
- Capacitance Unbalance (Pair to Ground): <330 pF/100m
- Insulation Resistance: >500 MOhm-100m
- Dielectric Strength: 2.5 DcKV/sec
- Impedance (mean): >100+/- 15% (1 < freq < 350MHz)
- Propagation 011 Delay: <534 ns/100m
- Propagation 011 Delay Skew: <45 ns/100m

### CONSTRUCTION

- Conductor: Bare solid copper
- Insulation: Polyvinyl Chloride PVC
- Rip Cord: Rip cord for ease of jacket removal
- Jacket: Polyvinyl Chloride PVC

### SPECIFICATIONS

- UL 444 Listed CMR
- UL 1666 Standard for Test for Flame Propagation Height of Electrical and Optical-Fiber Cables Installed Vertically in Shafts
- IEEE 802.3 and IEC 61156-5 Ed. 2.0
- RoHS-3 Complies with European Directive 2015/863
- TIA/EIA 568.D.2 test to 350MHz , beyond 100MHz only for reference
- NEC Article 800

### SAMPLE PRINT LEGEND

CAT5E SOUTHWIRE® SIGNAL® 96263 CAT5E 24AWG 4PR UTP C(UL)US LISTED E118871-LBI TYPE CMR 75C SUN RES TYPE CMR FT4 TESTED to 350MHZ ETL VERIFIED to TIA/EIA-568.D.2 CAT5E YYMMDD 0000FT

STOCK NUMBER	COND. SIZE (AWG/Kcmil)	NUMBER OF PAIRS (pair)	JACKET THICKNESS (mil)	APPROX OD (Inch)	APPROX. WEIGHT (lb/1000ft)
96263	24	4	18	0.193	21

All dimensions are nominal and subject to normal manufacturing tolerances

◊ Cable marked with this symbol is a standard stock item



# CATEGORY 5E CM

## CATEGORY 5E CM



### APPLICATIONS AND FEATURES

Southwire Cat 5E unshielded twisted pair cable is a high performance data communication cable. This ethernet cable is designed for indoor network installations TYPE CM. It may be used in Ethernet Networking system, Video MPEG4 / M-JPEG / Digital / Analog / Baseband / Broadband and other Multimedia Voice applications.

- DC Resistance: <9.38 ohm/100m
- DC Resistance Unbalance: <5.00%
- Mutual Capacitance: <5.60 nF/100m
- Capacitance Unbalance (Pair to Ground): <330 pF/100m
- Insulation Resistance: >500 MOhm-100m
- Dielectric Strength: 2.5 DcKV/sec
- Impedance (mean): >100+/- 15% (1 < freq < 350MHz)
- Propagation 011 Delay: <534 ns/100m
- Propagation 011 Delay Skew: <45 ns/100m

### CONSTRUCTION

- Conductor: Bare solid copper
- Insulation: Polyvinyl Chloride PVC
- Rip Cord: Rip cord for ease of jacket removal
- Jacket: Polyvinyl Chloride PVC

### SPECIFICATIONS

- UL 444 CM/CL2
- UL 1685 Vertical-Tray Fire Propagation and Smoke Release Test
- IEEE 802.3 and IEC 61156-5 Ed. 2.0
- RoHS-3 Complies with European Directive 2015/863
- TIA/EIA 568.D.2 test to 350MHz , beyond 100MHz only for reference
- NEC Article 800

### SAMPLE PRINT LEGEND

CAT 5E SOUTHWIRE® SIGNAL® 96262 CAT 5E 24AWG 4PR UTP C(UL)US LISTED  
E118871-LBI TYPE CM 75C SUN RES -- TESTED to 350MHZ -- ETL VERIFIED to TIA/EIA-  
568.D.2 CAT 5E YYMMDD 0000FT

STOCK NUMBER	COND. SIZE (AWG/Kcmil)	NUMBER OF PAIRS (pair)	JACKET THICKNESS (mil)	APPROX OD (Inch)	APPROX. WEIGHT (lb/1000ft)
96262	24	4	18	0.193	23

All dimensions are nominal and subject to normal manufacturing tolerances

◊ Cable marked with this symbol is a standard stock item

# CATEGORY 5E OUTDOOR

## CATEGORY 5E OUTDOOR



### APPLICATIONS AND FEATURES

Southwire Cat 5e unshielded twisted pair cable is a high performance data communication cable. This ethernet cable is designed for outdoor network direct burial installations. It may be used in Ethernet Networking system, Video MPEG4 / M-JPEG / Digital / Analog / Baseband / Broadband and other Multimedia Voice applications.

- DC Resistance: <9.38 ohm/100m
- DC Resistance Unbalance: <5.00%
- Mutual Capacitance: <5.50 nF/100m
- Capacitance Unbalance (Pair to Ground): <330 pF/100m
- Insulation Resistance: >100 MOhm-100m
- Dielectric Strength: 2.5 DCkV/sec
- Impedance (mean): >100+/- 15% (1 < freq < 350MHz)
- Propagation 011 Delay: <534 ns/100m
- Propagation 011 Delay Skew: <45 ns/100m

### CONSTRUCTION

- Conductor: Bare solid copper
- Insulation: Polyethylene
- Rip Cord: Rip cord for ease of jacket removal
- Jacket: High Density Polyethylene with water blocking agent.

### SPECIFICATIONS

- UL 444 Listed CMX
- UL 1581 Standard for Electrical Wires, Cables, and Flexible Cords
- IEEE 802.3 and IEC 61156-5 Ed. 2.0
- TIA/EIA 568.D.2 test to 350MHz, beyond 100MHz only for reference
- NEC Article 800

### SAMPLE PRINT LEGEND

24 AWG 4PR UTP CAT 5E E118871-LBI C(UL)US LISTED CMX OUTDOOR -- CMR 75C -- FT4 -- TESTED TO 350MHZ TIA/EIA-568.D.2 CAT 5E YMMDD 0000FT

STOCK NUMBER	COND. SIZE (AWG/Kcmil)	NUMBER OF PAIRS (pair)	JACKET THICKNESS (mil)	APPROX OD (inch)	APPROX. WEIGHT (lb/1000ft)
96294	24	4	28	0.217	30

All dimensions are nominal and subject to normal manufacturing tolerances

◊ Cable marked with this symbol is a standard stock item

# SPEAKER CABLE, IN-WALL RATED, STRANDED BARE COPPER

## SPEAKER CABLE, IN-WALL RATED, STRANDED BARE COPPER



WE'VE GOT IT  
MADE IN AMERICA™



### APPLICATION

Interconnect amplifiers and speakers for Hi-End audio transmission in pro audio, stereo, and hi-fidelity systems. Highly flexible. Listed by UL for use in NEC power-limited circuits except those routed in risers or in plenums. Suitable for use in wet locations, indoor or light duty outdoor use.

### CONSTRUCTION

- CONDUCTOR: Hi strand count, flexible stranded high conductivity bare copper
- INSULATION: Polypropylene low lower capacitance and clear audio response.
- COLOR CODE: 2/C Black, Red. 4/C Black, Red, White, Green.
- SHIELDING: Unshielded
- ASSEMBLY: Cabled, with ripcord, and jacketed.
- JACKET: Smooth, round, flexible PVC.

### SPECIFICATIONS

- General purpose low voltage and power-limited systems' circuits to NEC Article 725
- NEC Article 800.
- UL listed to UL 13, 444
- FLAME TEST UL 1685 (by UL) / CSA FT1

TYPE	PRODUCT BASE #	DESCRIPTION	RATING	SHIELDING	CONDUCTOR TYPE	CB NOM DIA MIL	CB LBS/ MFT
SPEAKER ROUND CABLE	94762	AV 16/2C 65/ST PRO SPK CL3	CM/CL3 SUN RES CMH FT1	NOT SHIELDED	STRANDED	192.0	24.24
	94562	AV 16/2C 65/ST IN-WALL CL3	CM/CL3/FPL/PLTC DIRECT BURIAL SUN RES CMH FT1	NOT SHIELDED	STRANDED	196.0	25.02
	94662	AV 16/2C 26/ST IN-WALL CL3	CM/CL3/FPL/PLTC DIRECT BURIAL AUDIO CABLE SUN RES CMH FT1 MSHA 300V	NOT SHIELDED	STRANDED	198.0	25.19
	94764	AV 16/4C 65/ST PRO SPK CL3	CM/CL3 SUN RES CMH FT1	NOT SHIELDED	STRANDED	223.5	43.23
	94564	AV 16/4C 65/ST IN-WALL CL3	CM/CL3/FPL/PLTC DIRECT BURIAL SUN RES CMH FT1	NOT SHIELDED	STRANDED	228.3	44.90
	94664	AV 16/4C 26/ST IN-WALL CL3	CM/CL3/FPL/PLTC DIRECT BURIAL AUDIO CABLE SUN RES CMH FT1 MSHA 300V	NOT SHIELDED	STRANDED	230.7	44.98
	94642	AV 14/2C 41/ST IN-WALL CL3	CM/CL3/FPL/PLTC DIRECT BURIAL AUDIO CABLE SUN RES CMH FT1 MSHA 300V	NOT SHIELDED	STRANDED	238.0	37.63
	94742	AV 14/2C 105/ST PRO SPK CL3	CM/CL3 SUN RES CMH FT1	NOT SHIELDED	STRANDED	222.0	35.73
	94542	AV 14/2C 105/ST IN-WALL CL3	CM/CL3/FPL/PLTC DIRECT BURIAL SUN RES CMH FT1	NOT SHIELDED	STRANDED	238.0	38.16
	94644	AV 14/4C 41/ST IN-WALL CL3	CM/CL3/FPL/PLTC DIRECT BURIAL AUDIO CABLE SUN RES CMH FT1 MSHA 300V	NOT SHIELDED	STRANDED	279.0	68.76
	94744	AV 14/4C 105/ST PRO SPK CL3	CM/CL3 SUN RES CMH FT1	NOT SHIELDED	STRANDED	259.7	65.15
	94544	AV 14/4C 105/ST IN-WALL CL3	CM/CL3/FPL/PLTC DIRECT BURIAL SUN RES CMH FT1	NOT SHIELDED	STRANDED	279.0	70.00
	94722	AV 12/2C 168/ST PRO SPK CL3	CM/CL3 SUN RES CMH FT1	NOT SHIELDED	STRANDED	278.0	66.96

SPEAKER CABLE

# SECURITY ALARM CABLE SOLID AND STRANDED CM/CL2 RATED



## APPLICATION

Burglar alarm, Indoor use, interconnect cables to controls systems, Class 2 Power Limited Circuit Cable and Communications Cable for General Purpose Applications General purpose low voltage and power-limited systems.

## CONSTRUCTION

- CONDUCTOR 22 AWG solid or stranded Bare Copper
- INSULATION Foam Polypropylene
- COLOR CODE See table
- SHIELDING Unshielded
- ASSEMBLY This cable consists of insulated conductors with an overall extruded jacket.
- JACKET Smooth, round, flexible PVC. Colors: White, Gray, Brown, Beige (Other colors available for minimum order)

## SPECIFICATIONS

- FLAME TEST UL 1685 (by UL) / CSA FT1
- CABLE TYPE UL Standard 13 and 444, NEC Articles 725 and 800, CM/CL2
- VOLTAGE 300 V RMS Max.
- TEMPERATURE -20°C to 75°C
- FLAME TEST UL 1685 (by UL) / CSA FT1

TYPE	PRODUCT BASE #	DESCRIPTION	RATING	SHIELDING	CONDUCTOR TYPE	CB NOM DIA MIL	CB LBS/ MFT
SECURITY	51101	SY 22/2 CU N/S CM/CL2	CM/CL2 SUN RES CMX CMH FT1	NOT SHIELDED	STRANDED	110	8.706
SECURITY	51112	SY 22/4 CU N/S CM/CL2	CM/CL2 SUN RES CMX CMH FT1	NOT SHIELDED	STRANDED	126	13.80
SECURITY	96222	SY 22/2 CU N/S CM/CL2	CM/CL2 SUN RES CMX CMH FT1	NOT SHIELDED	SOLID	102	7.308
SECURITY	96238	SY 22/4 CU N/S CM/CL2	CM/CL2 SUN RES CMX CMH FT1	NOT SHIELDED	SOLID	117	11.55

SECURITY ALARM CABLE

# LOW VOLTAGE POWER LIMITED LV DIMMING

## LOW VOLTAGE POWER LIMITED LV DIMMING



WE'VE GOT IT  
MADE IN AMERICA™



16AWG 2/C, 18 AWG 2/C STRANDED UNSHIELDED CMP/CL3P/FPLP CABLE  
300V, 75C, PLENUM

### CONSTRUCTION

- CONDUCTORS: 16 AWG 7/.0192 or 18 AWG 7/.0152 Stranded Bare Copper  
2 Conductors Twisted and Jacketed
- INSULATION: LS-PVC
- COLOR: Purple, Pink Per NEMA 100-2021 new guidelines
- SHIELD/DRAIN: UNSHIELDED
- JACKET: LS-PVC, Color: WHITE

### APPLICATION

Commercial audio, luminaire, dimming, security and general purpose power limited circuit cable for low voltage cable applications.

### SPECIFICATIONS

- UL 444 CMP, NEC article 800
- UL 1424 FPLP, NEC article 760
- UL 13 CL3P, NEC article 725
- CSA C22.2 by C(UL)
- RoHS-2 (European Directive 2011/65/EU )

STOCK CODE	COND. SIZE (AWG)	NO. OF COND.	NO. OF STRANDS	INSULATION THICKNESS (INCH)	INSULATION THICKNESS (MILS)	JACKET THICKNESS (INCH)	JACKET THICKNESS (MILS)	NOMINAL OD (INCH)	NOMINAL OD (MILS)	NOMINAL WEIGHT (LBS/MFT)	NOMINAL WEIGHT (KG/KM)
P41614-1	18	2	7/.0152	0.009	0.229	0.014	0.355	0.152	3.861	16.70	24.85
P51641-1	16	2	7/.0192	0.005	0.127	0.014	0.355	0.178	4.521	24.00	35.71

LOW VOLTAGE DIMMING

# DIMMING CONTROL CABLES

## DIMMING CONTROL CABLES



### SOUTHWIRE SYSTEM CONTROL CABLE

#### APPLICATION

Electronics cable specifications for select control systems

#### CONSTRUCTION

- CONDUCTORS: 22 AWG, 1 PAIR STRANDED BC & 18 AWG, 1 PAIR STRANDED BC
- JACKET: PVC
- SHIELD/DRAIN: FOIL, 20 AWG 7 STR TC
- INSULATION: 22 AWG FOAMED PE, COLORS: WHITE, VIOLET
- INSULATION: 18 AWG PVC, COLORS: BLACK, RED

#### SPECIFICATIONS

- CMR/CL3R
- UL 444/NEC ARTICLE 800/CSA C22.2 by C(UL)
- UL 1666/CSA FT4
- 60C/300V
- ROHS-2 COMPLIANT

TYPE	PRODUCT BASE #	DESCRIPTION	RATING	UL TYPE	SHIELDING	CONDUCTOR TYPE	CB NOM DIA MIL	CB LBS/ MFT
DIMMING CONTROL	M10003	SY 24/1PRSTRSTC OAS CMP/CL3P	CMP/CL3P/FPLP FT6	Plenum	SHIELDED	STRANDED	147	11.67
	T20028	AP 22/5C SOL BC FEP/FEP OAS	CMP/CL3P/FPLP FT6		SHIELDED	SOLID	147	21.96
	H91839	22/2C SH+12/2+18/1 CL3P	LUTR CMP FT6		SHIELDED	STRANDED	265	69.19
	H91837	22/2C SH + 18/2 CMP	LUTR CMP FT6		SHIELDED	STRANDED	218	30.00
	H92132	22/1P SH + 16/1PR CMP /PE	LUTR CMP FT6		SHIELDED	STRANDED	234	37.11
	T50061	16/2C SOL CMP BC	CMP/CL3P/FPLP FT6	Riser	NOT SHIELDED	SOLID	170	26.96
	R21342	22/5C SOL BC SH AWM CMR	CMR/CL3R AWM STYLE 2661 CMG FT4		SHIELDED	SOLID	296	44.08
	H91834	22/2C SH + 18/2C CMR	LUTR & CMR CMG FT4		SHIELDED	STRANDED	265	35.53
	H92130	22/2C SH + 16/2C CMR	LUTR & CMR CMG FT4		SHIELDED	STRANDED	394	73.22
	H91835	22/2C SH + 12/2 + 18/1 CL3R	LUTR & CMR CMG FT4		SHIELDED	STRANDED	404	81.68
	R50325	16/2C SOL BC AWM/CMR N/S	CMR/CL3R AWM STYLE 2661 CMG FT4	PVC	NOT SHIELDED	SOLID	286	40.77
	L40009	18/3 STC OAS CM/CL3/FPL	CM/CL3/FPL CMH FT1		SHIELDED	STRANDED	244	39.27
	L40008	18/2 STC OAS CM/CL3/FPL	CM/CL3/FPL CMH FT1		SHIELDED	STRANDED	222	29.11


CONTROL SYSTEMS CABLES

# ZIP SPEAKER PROFESSIONAL CABLE

## ZIP SPEAKER PROFESSIONAL CABLE



WE'VE GOT IT  
MADE IN AMERICA™



SOUTHWIRE SIGNAL SPEAKER CABLE, IN-WALL RATED, STRANDED BARE COPPER

### APPLICATION

General Purpose Power Limited Circuit Cable. Commercial audio zip speaker cable.

### CONSTRUCTION

This cable consists of two bare copper conductors laid flat with an integral insulation and jacket.

- Jacket: Clear PVC

### SPECIFICATIONS

- UL 13 CL2, NEC article 725
- CSA FT1 Flame Test
- CSA CMH
- RoHS-2 (European Directive 201/65/EU)

TYPE	PRODUCT BASE #	DESCRIPTION	RATING	SHIELDING	CONDUCTOR TYPE	CB NOM DIA MIL	CB LBS/MFT	CB LBS/MFT
SPEAKER ZIP CABLE	94616	ZIP SPEAKER 16/2STRCU CL2	CL2 CMH FT1	NOT SHIELDED	STRANDED	266	26.87	85.69
SPEAKER ZIP CABLE	94614	ZIP SPEAKER 14/2STRCU CL2	CL2 CMH FT1	NOT SHIELDED	STRANDED	360	42.7	42.58
SPEAKER ZIP CABLE	94612	ZIP SPEAKER 12/2STRCU CL2	CL2 CMH FT1	NOT SHIELDED	STRANDED	410	66.2	30.66


SPEAKER PROFESSIONAL CABLE

# PACKAGING OPTIONS

## TRADITIONAL REEL



## PULL BOX



## REEL IN-A-BOX



## SIMpull® CoilPAK™ Wire Payoffs and SIMpull Barrel™ Cable Drums



SIMpull® CoilPAK™ WIRE PAYOFF




SIMpull BARREL™ CABLE DRUM

PACKAGING OPTIONS







**Southwire™**

# LOW VOLTAGE CATALOG

**get social with us:**



[/SOUTHWIRE](#)



[/SOUTHWIRE-COMPANY](#)



[@SOUTHWIRETOOLS](#)



[@SOUTHWIRE](#)

**SOUTHWIRE.COM | 1-800-444-1700**

All Trademarks or Registered Trademarks (TM/®) are owned or licensed by Southwire Company.  
Any other TM/® - Trademark or Registered Trademark of Southwire Company.