


105°C PVC Cord. 300 Volts. Flexible Copper Conductors.
Flexible PVC Insulation and Jacket.
Grey or Yellow Jacket. Rated -34°C to 105°C. Rated as Hard-Usage Service Cord.
Flame Retardant and Meets UL and CSA FT2 Flame Tests.
Approved for Outdoor Use. Provides Premium Oil Resistance, Water Resistant, and Flexibility .



APPLICATIONS

Southwire Type SJTOOW Flexible Cords are permitted for use as specified by Article 400 and related articles of the National Electrical Code. Some typical applications for Type SJTOOW Cords include wiring for industrial machinery, washing machines and various other large appliances, heavy-duty tools, motors, and temporary electrical power and lighting installations for construction sites. Type SJTOOW Cords are suitable for use in (i) dry locations not to exceed minimum -34°C or maximum 105°C; or (ii) wet locations or other applicable locations - may be completely immersed in water - when exposed to oil or coolant at temperatures not to exceed 60°C. Type SJTOOW cords are ideal for flex applications in harsh environments where the highest degree for oil resistance and extended service life are essential.

SPECIFICATIONS

- UL 62
- CSA Standard 22.2 No. 49
- Federal Specification J-C-580B
- NEC Article 400
- OSHA acceptable
- RoHS



CONSTRUCTION

Southwire Type SJTOOW Flexible Cords are manufactured using sizes 18 AWG though 10 AWG bare flexible stranded Class K copper conductors per ASTM B-174, and heat, moisture and oil resistant 105°C color-coded PVC insulation. The insulated conductors are cabled with non-wicking polypropylene fillers, with a tissue-paper separator wrapped around the assembly to promote easier removal of the jacket. A heat, moisture and oil resistant flexible PVC jacket is extruded over the assembly to complete the construction. Some sizes may be subject to minimum order quantity.

Type SJTOOW - Plastic (PVC)

Conductor Size (AWG)	Conductor Stranding (#/AWG)	Nominal Jacket Thickness (in)	Nominal Insulation Thickness (in)	Nominal Overall Diameter (in)	Weight (lbs/1000ft)	Ampacity
18/2	16 X 30	0.030	0.030	0.285	36	10
18/3	16 X 30	0.030	0.030	0.305	47	10
18/4	16 X 30	0.030	0.030	0.330	58	7
16/2	26 X 30	0.030	0.030	0.310	46	13
16/3	26 X 30	0.030	0.030	0.330	98	13
16/4	26 X 30	0.030	0.030	0.365	61	10
14/2	41 X 30	0.030	0.030	0.345	80	18
14/3	41 X 30	0.030	0.030	0.365	109	18
14/4	41 X 30	0.030	0.030	0.400	139	15
12/2	65 X 30	0.030	0.045	0.415	92	25
12/3	65 X 30	0.030	0.045	0.435	232	25
12/4	65 X 30	0.030	0.045	0.480	155	20
10/2	104 X 30	0.045	0.060	0.560	150	30
10/3	104 X 30	0.045	0.060	0.590	207	30
10/4	104 X 30	0.045	0.060	0.645	262	25

Ampacity values are based on NEC Table 400.5(A) for sizes 18 AWG through 10 AWG.

# OF CONDUCTORS	COLOR SEQUENCE
2	BLACK, WHITE 
3	BLACK, WHITE, GREEN 
4	BLACK, WHITE, RED, GREEN 